

ANZ-Roy Morgan Australian Consumer Confidence Media Release

15 March 2022



This is not personal advice nor financial advice about any product or service. It does not take into account your financial situation or goals. Please refer to the Important Notice

Contributors

David Plank
Head of Australian
Economics
+61 2 8037 0029
David.Plank@anz.com

Arindam Chakraborty Junior Economist

Arindam.Chakraborty@anz.com

Contact

research@anz.com

Follow us on Twitter

[@ANZ_Research](https://twitter.com/ANZ_Research)
[@davidplank12](https://twitter.com/davidplank12)

Series available at **Bloomberg**

AU: ALLX AUANZ <GO>

NZ: ALLX NZANZ <GO>

Previous reports available to subscribers on [ANZ Research](#)

*Methodology

From 3 January 2022, the interviews for the consumer confidence survey have taken place Monday to Sunday. Previously they were done at the weekend (Saturday and Sunday).

Confidence sours as inflation expectations surge

- 'Weekly inflation expectations' rose 0.4ppt to 5.6% amid rapidly rising petrol prices. Its four-week moving average rose 0.1ppt to 5.3%.
- Consumer confidence dropped 4.3% last week, falling well below the neutral level of 100. Confidence declined in all the states except for WA.
- All the confidence subindices registered losses. 'Current financial conditions' decreased by 5.2% and 'future financial conditions' fell 4.0%.
- 'Current economic conditions' declined 3.9%, falling 13.9% over the past four weeks. 'Future economic conditions' dropped 5.2%.
- 'Time to buy a major household item' decreased by 3.4%.

ANZ-Roy Morgan Consumer Confidence and inflation expectations

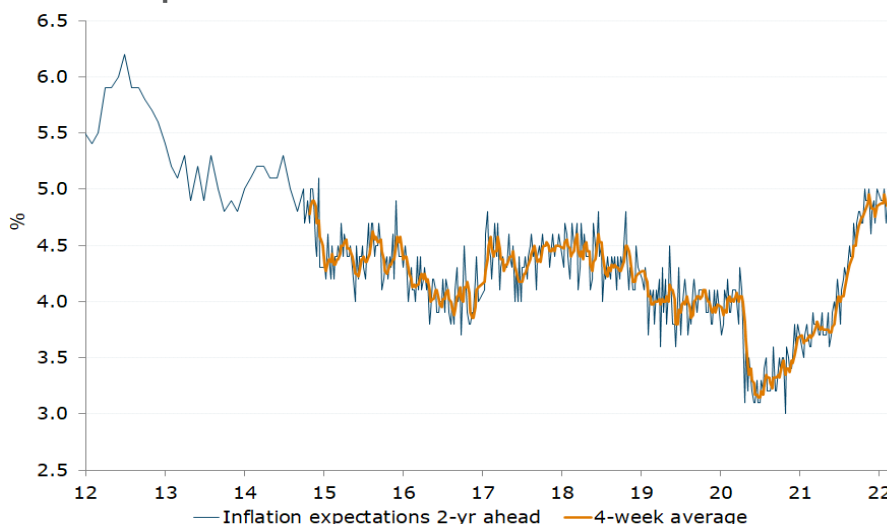
Last week (7-13 Mar)	Weekly change, %	Four-week average	Monthly average since 1990	Inflation expectations (four-week ma)
95.8	-4.3%	99.2	112.4	5.3%

The weekly ANZ-Roy Morgan Australian Consumer Confidence Rating is based on 1,499 interviews conducted online and over the telephone during the week to Sunday*. Not seasonally adjusted. Further data history on page 6.

ANZ Head of Australian Economics, David Plank, commented:

Household inflation expectations jumped to 5.6% last week, its highest level since November 2012. Rapid gains in petrol prices are likely the key reason for the lift. Households are certainly noticing the effect of higher prices on their finances, with overall confidence dropping 4.3% and all sub-indices lower. Confidence is well below neutral, at its lowest level since October 2020 and is below neutral in all states. The surge in inflation expectations heightens the risk of a shift in the 'psychology' of inflation that requires more aggressive action from the RBA. Though, if the recent fall in oil prices is sustained, we would expect inflation expectations to ease.

Inflation expectations rose to 5.6%



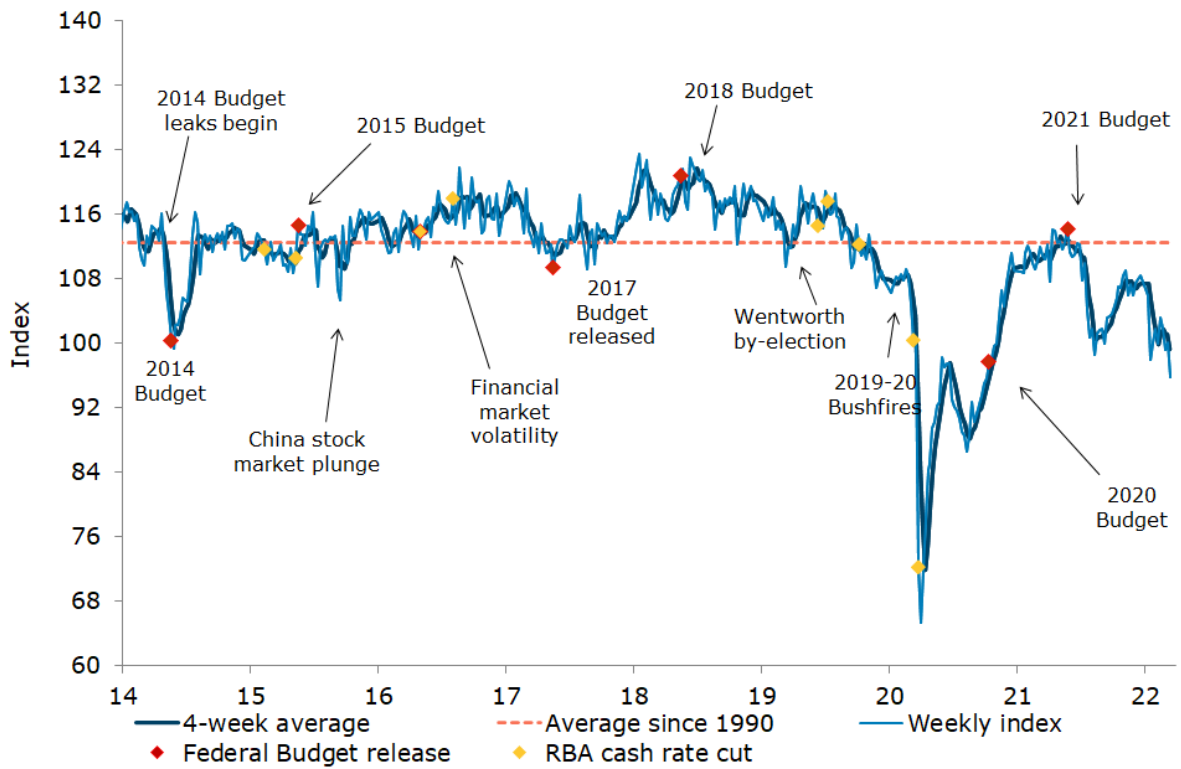
* Data from Oct-2014 is weekly.
Data prior to that is monthly.

Source: ANZ-Roy Morgan, ANZ Research



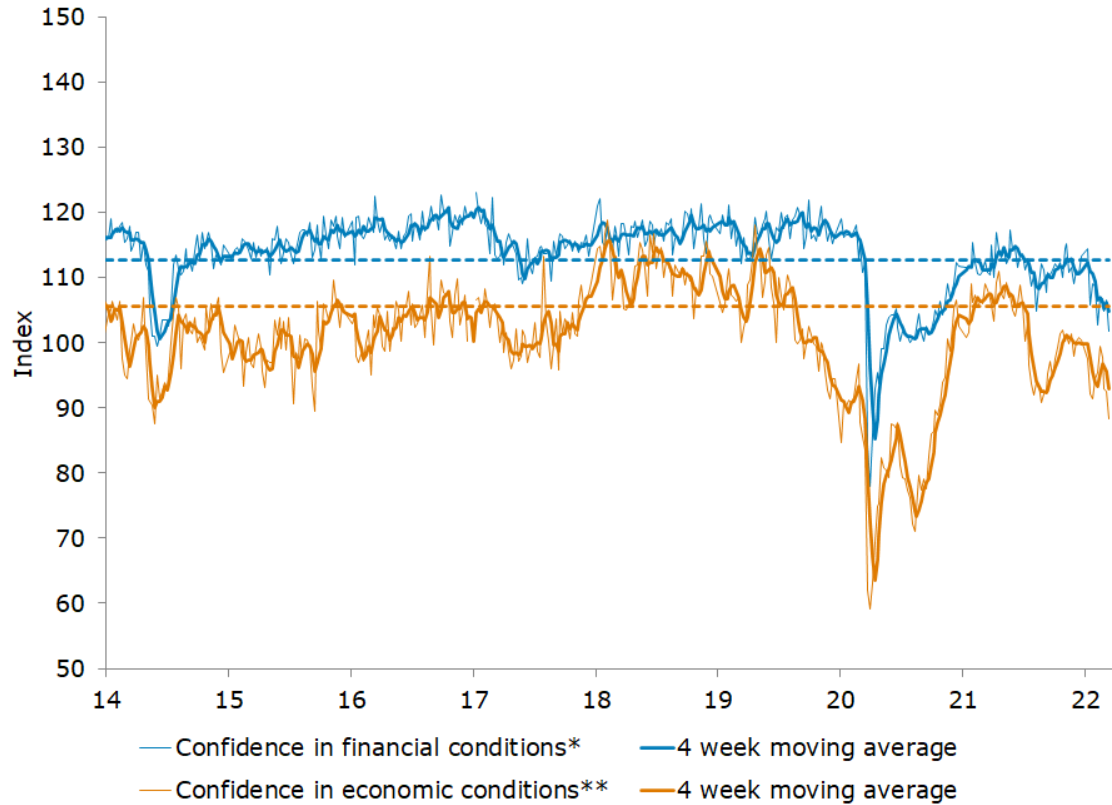
Charts

Figure 1. Consumer confidence dropped 4.3%



Source: ANZ-Roy Morgan, ANZ Research

Figure 2. Confidence in both economic and financial conditions declined



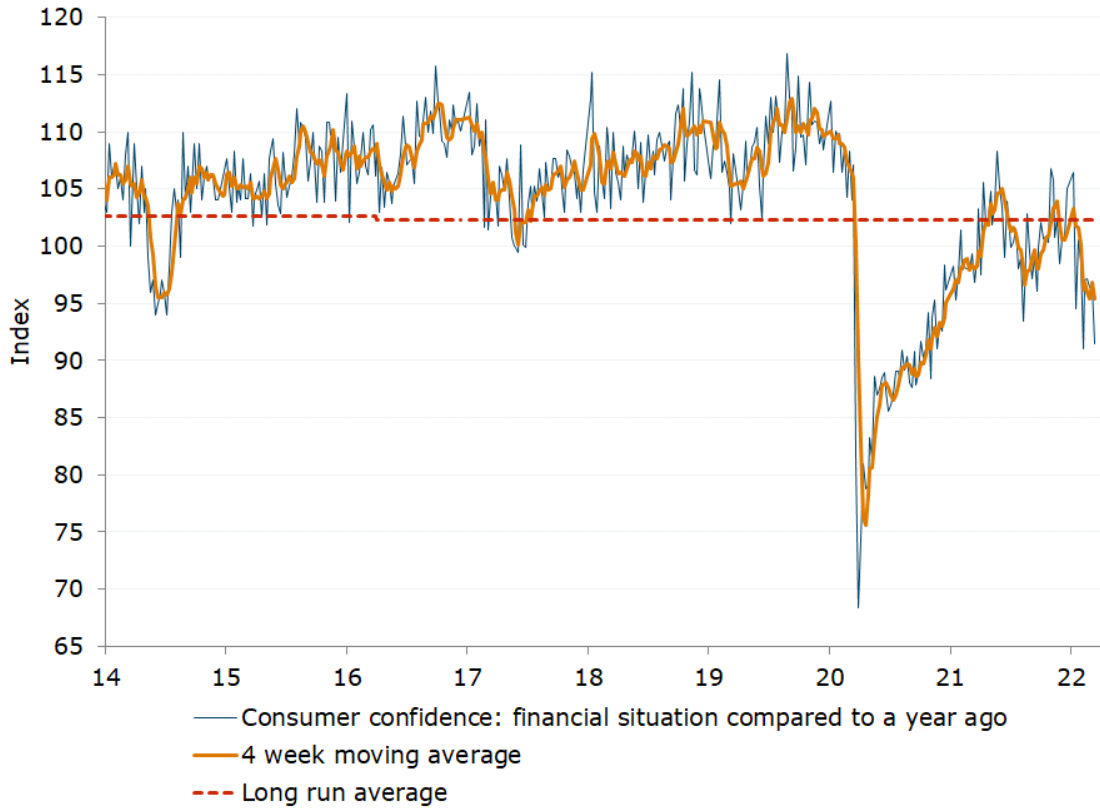
Source: ANZ-Roy Morgan

Note: *Financial conditions index is an average of 'financial situation compared to a year ago' and 'financial situation next year' sub-indices. **Economic conditions index is an average of 'economic conditions in 12 months' and 'economic conditions in five years' sub-indices.



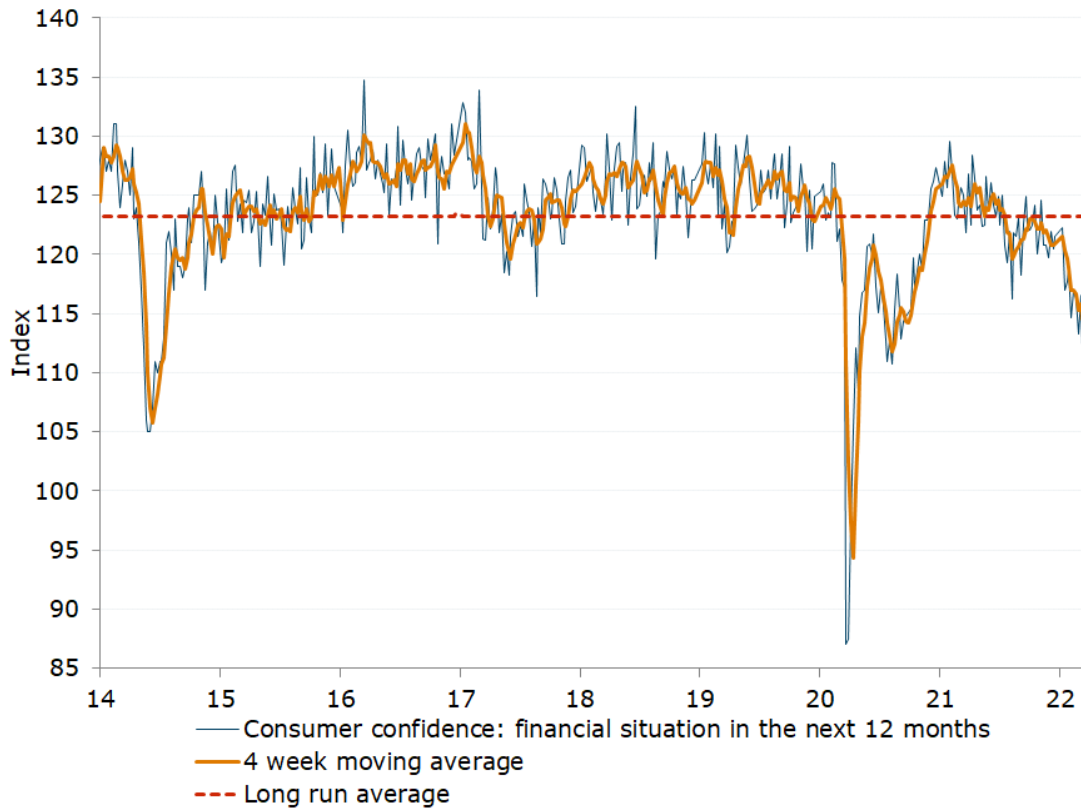
Charts

Figure 3. 'Current financial conditions' dropped 5.2%



Source: ANZ-Roy Morgan

Figure 4. 'Future financial conditions' decreased by 4.0%

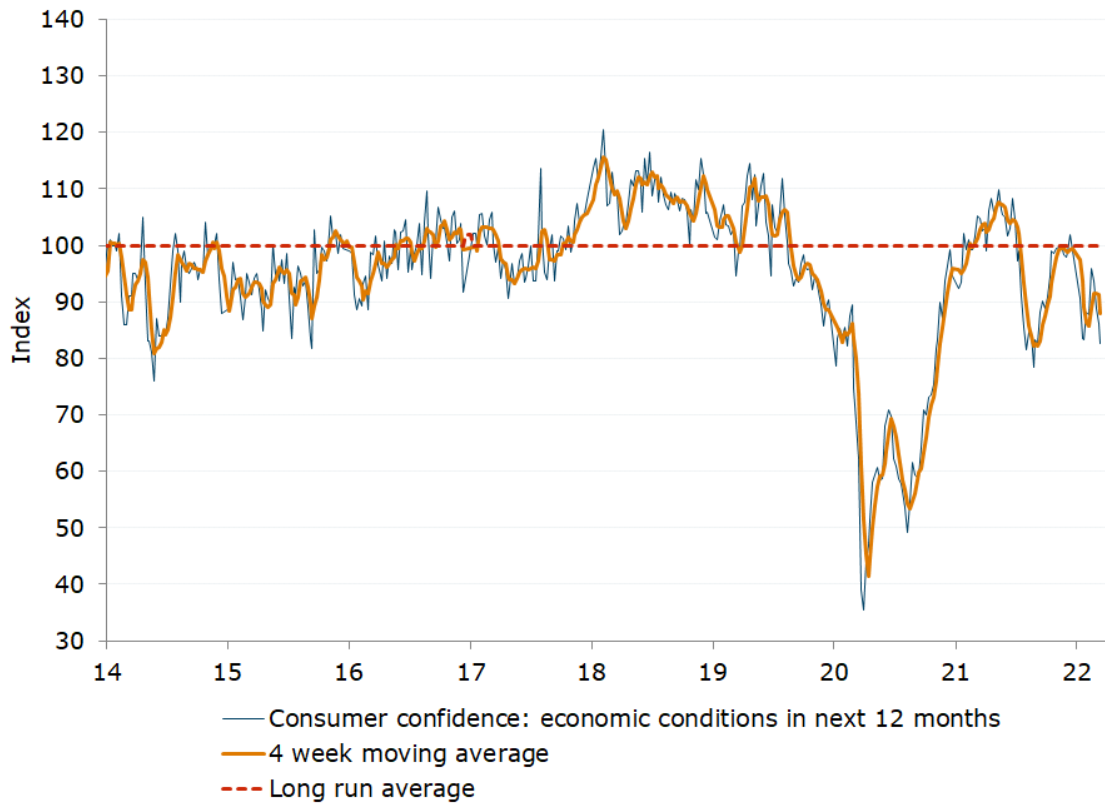


Source: ANZ-Roy Morgan



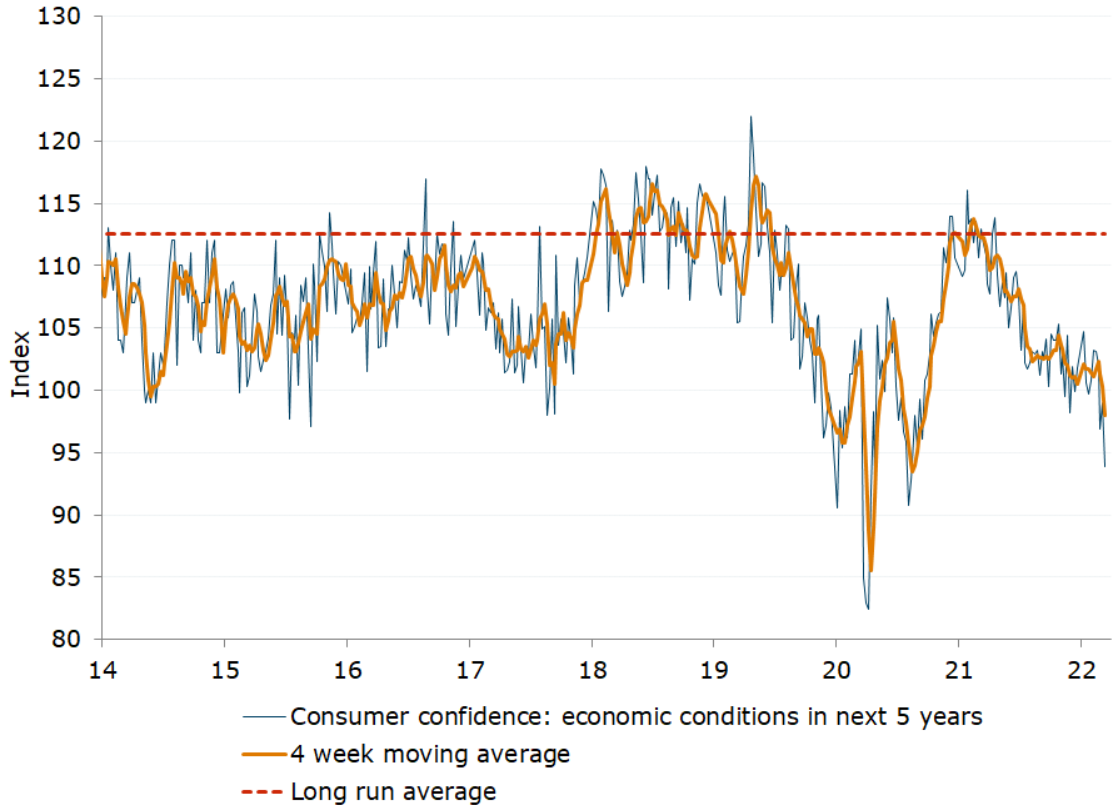
Charts

Figure 5. 'Current economic conditions' declined 3.9%



Source: ANZ-Roy Morgan

Figure 6. 'Future economic conditions' fell 5.2%

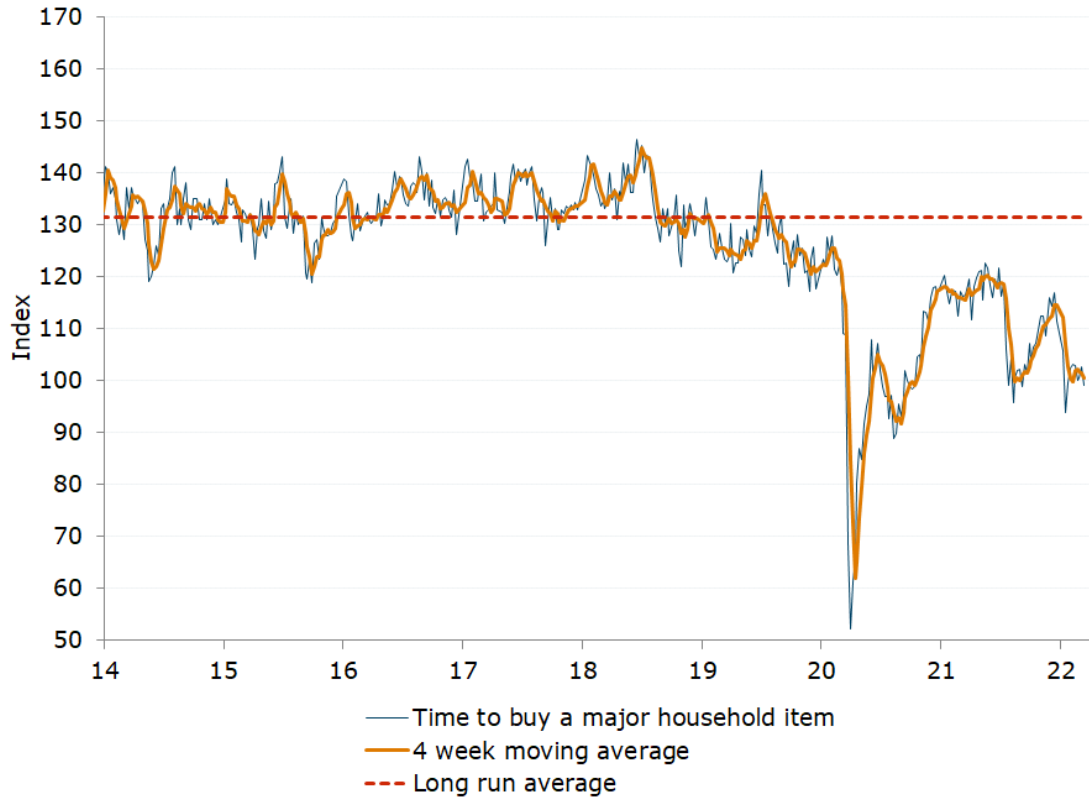


Source: ANZ-Roy Morgan



Charts

Figure 7. 'Time to buy a major household item' dropped 3.4%



Source: ANZ-Roy Morgan



Data table

Table 1. ANZ-Roy Morgan Australian Consumer Confidence

	Headline index		Subindices				Inflation expectations	
	Last week	4-week moving average	1. Financial situation compared to a year ago	2. Financial situation next year	3. Economic conditions next year	4. Economic conditions next 5 years	5. Time to buy a major household item	6. Inflation expectations 2-year ahead (%)
Avg since 2001	115	-	102	124	103	113	132	-
2010 avg	124	-	101	127	124	130	139	5.7
2011 avg	114	-	97	117	101	116	140	6.0
2012 avg	113	-	99	118	97	113	138	5.8
2013 avg	119	-	104	128	106	118	139	5.0
2014 avg	111	-	104	121	94	106	132	4.9
2015 avg	112	-	107	124	94	106	131	4.4
2016 avg	115	-	109	127	99	108	134	4.1
2017 avg	114	-	105	124	100	105	135	4.4
2018 avg	119	-	108	126	109	113	135	4.4
2019 avg	114	-	109	126	101	109	126	4.0
2020 avg	96	-	92	117	69	100	102	3.5
2021 avg	108	-	101	123	98	106	113	4.2
7-Mar-21	111.9	110.3	99.3	125.7	105.3	112.9	116.2	3.8
14-Mar-21	110.9	110.6	96.8	125.0	104.7	111.7	116.3	3.8
21-Mar-21	110.4	110.9	98.9	121.8	102.6	110.8	118.2	3.8
28-Mar-21	112.3	111.4	103.3	126.8	103.1	108.5	119.6	3.7
4-Apr-21	107.7	110.3	97.5	122.5	99.1	107.7	111.7	3.7
11-Apr-21	114.1	111.1	105.6	128.4	106.1	112.5	118.1	3.9
18-Apr-21	114.0	112.0	102.0	126.4	108.2	113.9	119.7	3.7
25-Apr-21	112.4	112.1	102.5	123.8	105.9	109.2	120.8	3.7
2-May-21	112.7	113.3	104.8	124.2	106.8	106.7	121.1	3.7
9-May-21	111.6	112.7	101.9	122.4	109.8	108.6	115.4	3.9
16-May-21	112.5	112.3	103.5	122.5	106.4	107.4	122.5	3.6
23-May-21	114.2	112.8	108.3	126.6	105.5	109.4	121.6	3.7
30-May-21	111.4	112.4	105.0	123.6	105.0	105.0	118.4	3.9
6-Jun-21	110.7	112.2	103.4	126.1	101.7	106.6	115.8	4.0
13-Jun-21	111.0	111.8	99.0	124.2	103.1	109.0	119.6	3.9
20-Jun-21	112.4	111.4	103.9	123.2	108.2	109.5	117.5	4.2
27-Jun-21	112.2	111.6	102.6	124.9	104.5	107.6	121.6	4.1
4-Jul-21	107.8	110.9	99.9	122.5	97.2	103.2	116.2	3.8
11-Jul-21	110.0	110.6	100.3	125.0	98.9	107.0	118.5	4.1
18-Jul-21	104.3	108.6	101.5	120.8	91.1	102.2	106.0	4.2
25-Jul-21	100.7	105.7	98.0	119.3	85.6	101.7	99.0	4.3
1-Aug-21	101.8	104.2	99.0	122.0	81.6	102.2	104.2	4.2
8-Aug-21	98.6	101.4	93.4	116.2	84.7	103.1	95.6	4.3
15-Aug-21	101.1	100.6	96.1	121.9	84.3	102.9	100.4	4.5
22-Aug-21	101.6	100.8	102.8	121.5	78.5	103.2	102.0	4.4
29-Aug-21	101.8	100.8	99.5	123.1	83.2	101.2	102.2	4.4
5-Sep-21	100.0	101.1	97.2	118.2	82.6	103.1	98.9	4.7
12-Sep-21	103.1	101.6	99.1	122.6	88.2	102.5	103.1	4.5
19-Sep-21	103.3	102.1	96.1	124.9	90.1	104.1	101.5	4.7
26-Sep-21	103.7	102.5	99.9	122.5	88.9	100.3	107.2	4.8
3-Oct-21	104.6	103.7	102.1	122.1	90.8	104.5	103.8	4.8
10-Oct-21	105.6	104.3	100.6	122.5	94.6	104.0	106.5	4.7
17-Oct-21	107.0	105.2	100.5	124.2	98.9	104.0	107.1	4.7
24-Oct-21	106.8	106.0	100.3	120.0	98.6	105.3	109.7	5.0
31-Oct-21	108.4	107.0	106.8	122.1	99.4	101.3	112.3	4.9
7-Nov-21	109.0	107.8	105.8	124.6	99.7	102.8	112.4	4.9
14-Nov-21	106.0	107.6	100.8	120.8	100.1	99.5	108.6	5.0
21-Nov-21	107.4	107.7	102.4	120.8	98.4	104.4	110.9	4.6
28-Nov-21	106.0	107.1	98.5	119.7	97.8	98.2	116.0	4.8
5-Dec-21	107.5	106.7	100.6	122.0	98.8	101.9	114.3	4.9
12-Dec-21	108.0	107.2	100.8	120.5	101.8	99.9	116.8	4.7
19-Dec-21	108.4	107.5	105.0	121.5	99.1	101.8	111.3	5.0
9-Jan-22	106.0	107.5	106.5	122.3	90.5	104.7	105.8	4.9
16-Jan-22	97.9	105.1	94.5	117.0	83.6	100.6	93.7	4.9
23-Jan-22	100.1	103.1	100.5	117.7	83.2	99.7	99.6	5.0
30-Jan-22	101.8	101.5	98.7	118.7	88.1	100.8	102.3	4.7
6-Feb-22	99.9	99.9	91.0	114.6	87.8	103.2	103.0	4.8
13-Feb-22	103.2	101.3	97.0	117.0	96.0	103.1	102.8	5.0
20-Feb-22	101.8	101.7	97.2	116.2	93.6	102.0	100.1	5.1
27-Feb-22	99.2	101.0	96.4	113.3	88.9	96.9	100.5	5.3
6-Mar-22	100.1	101.1	96.5	116.6	86.1	99.0	102.5	5.2
13-Mar-22	95.8	99.2	91.5	111.9	82.7	93.9	99.0	5.6

Source: ANZ-Roy Morgan



Important notice

[4 April 2019]

This publication is published by Australia and New Zealand Banking Group Limited ABN 11 005 357 522 ("ANZBGL") in Australia. This publication is intended as thought-leadership material. It is not published with the intention of providing any direct or indirect recommendations relating to any financial product, asset class or trading strategy.

The information in this publication is not intended to influence any person to make a decision in relation to a financial product or class of financial products. It is general in nature and does not take account of the circumstances of any individual or class of individuals. Nothing in this publication constitutes a recommendation, solicitation or offer by ANZBGL or its branches or subsidiaries (collectively "ANZ") to you to acquire a product or service, or an offer by ANZ to provide you with other products or services. All information contained in this publication is based on information available at the time of publication. While this publication has been prepared in good faith, no representation, warranty, assurance or undertaking is or will be made, and no responsibility or liability is or will be accepted by ANZ in relation to the accuracy or completeness of this publication or the use of information contained in this publication. ANZ does not provide any financial, investment, legal or taxation advice in connection with this publication.