

ANZ-Roy Morgan Australian Consumer Confidence Media Release

22 March 2022



This is not personal advice nor financial advice about any product or service. It does not take into account your financial situation or goals. Please refer to the Important Notice

Contributors

David Plank
Head of Australian Economics

+61 2 8037 0029
David.Plank@anz.com

Arindam Chakraborty
Junior Economist

Arindam.Chakraborty@anz.com

Contact

research@anz.com

Follow us on Twitter
@ANZ_Research
@davidplank12

Series available at **Bloomberg**

AU: ALLX AUANZ <GO>
NZ: ALLX NZANZ <GO>

Previous reports available to subscribers on [ANZ Research](#)

* From 3 January 2022, the interviews for the consumer confidence survey have taken place Monday to Sunday. Previously they were done at the weekend (Saturday and Sunday).

Confidence plunges amid soaring inflation expectations

- Consumer confidence plunged 4.8% last week, falling to its lowest level since early September 2020. Confidence fell across all states and territories.
- 'Weekly inflation expectations' rose 0.4ppt to 6.0% as petrol prices continued to surge. Its four-week moving average rose 0.2ppt to 5.5%.
- 'Current financial conditions' decreased by 5.4% and 'future financial conditions' fell 4.6%. Both indices were at their lowest levels since July and April 2020 respectively.
- 'Current economic conditions' declined for a fifth straight week. Dropping by 8.5% it fell to its lowest since October 2020. 'Future economic conditions' bucked the overall trend and increased by 1.1%.
- 'Time to buy a major household item' dropped by 6.9%.

ANZ-Roy Morgan Consumer Confidence and inflation expectations

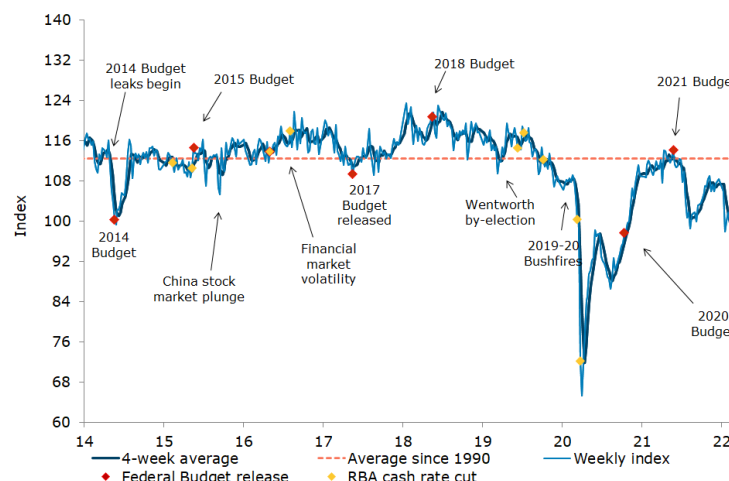
Last week (14–20 Mar)	Weekly change, %	Four-week average	Monthly average since 1990	Inflation expectations (four-week ma)
91.2	-4.8%	96.6	112.4	5.5%

The weekly ANZ-Roy Morgan Australian Consumer Confidence Rating is based on 1,529 interviews conducted online and over the telephone during the week to Sunday*. Not seasonally adjusted. Further data history on page 6.

ANZ Head of Australian Economics, David Plank, commented:

Consumer confidence dropped 4.8% last week. It is now at its lowest since Victoria's second COVID wave in early September 2020. The continued rapid increases in petrol prices saw inflation expectations rise to 6.0%. Increasing petrol prices have had a sharp impact on households' confidence for both 'current' and 'future financial conditions' with the two subindices dropping 10.3% and 8.4% respectively over the last two weeks. We noted last week that the weakness in consumer sentiment is at odds with the strength in employment and reflects pressure on household budgets as nominal wage growth lags the jump in inflation. The weakness in consumer confidence presents a growing near-term risk to the outlook for household spending.

Consumer confidence down 4.8%

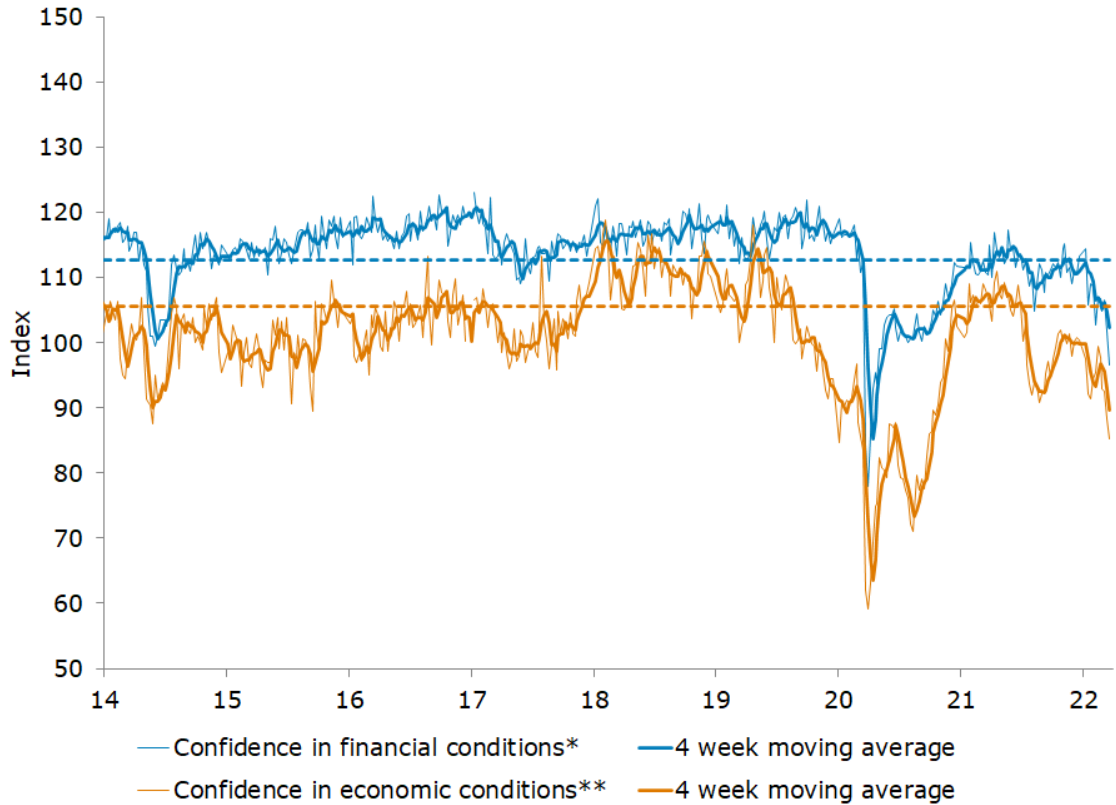


Source: ANZ-Roy Morgan, ANZ Research



Charts

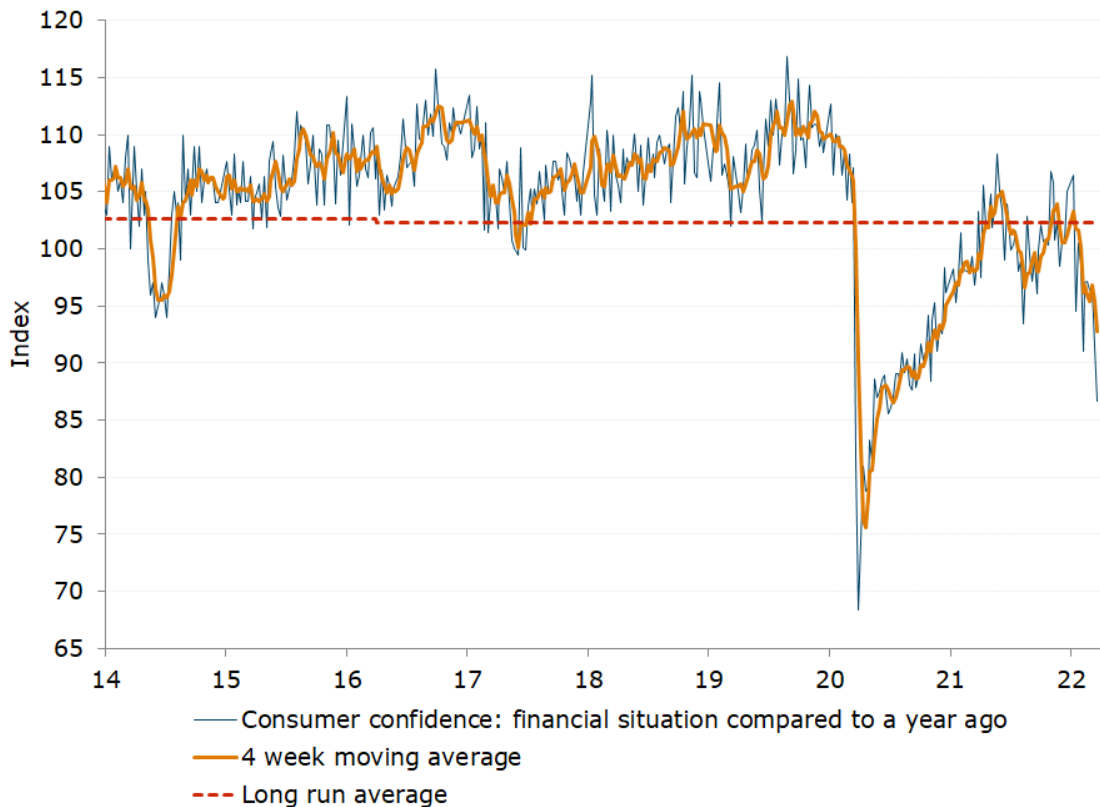
Figure 1. Confidence in both economic and financial conditions declined



Source: ANZ-Roy Morgan

Note: *Financial conditions index is an average of 'financial situation compared to a year ago' and 'financial situation next year' sub-indices. **Economic conditions index is an average of 'economic conditions in 12 months' and 'economic conditions in five years' sub-indices.

Figure 2. 'Current financial conditions' dropped 5.4%

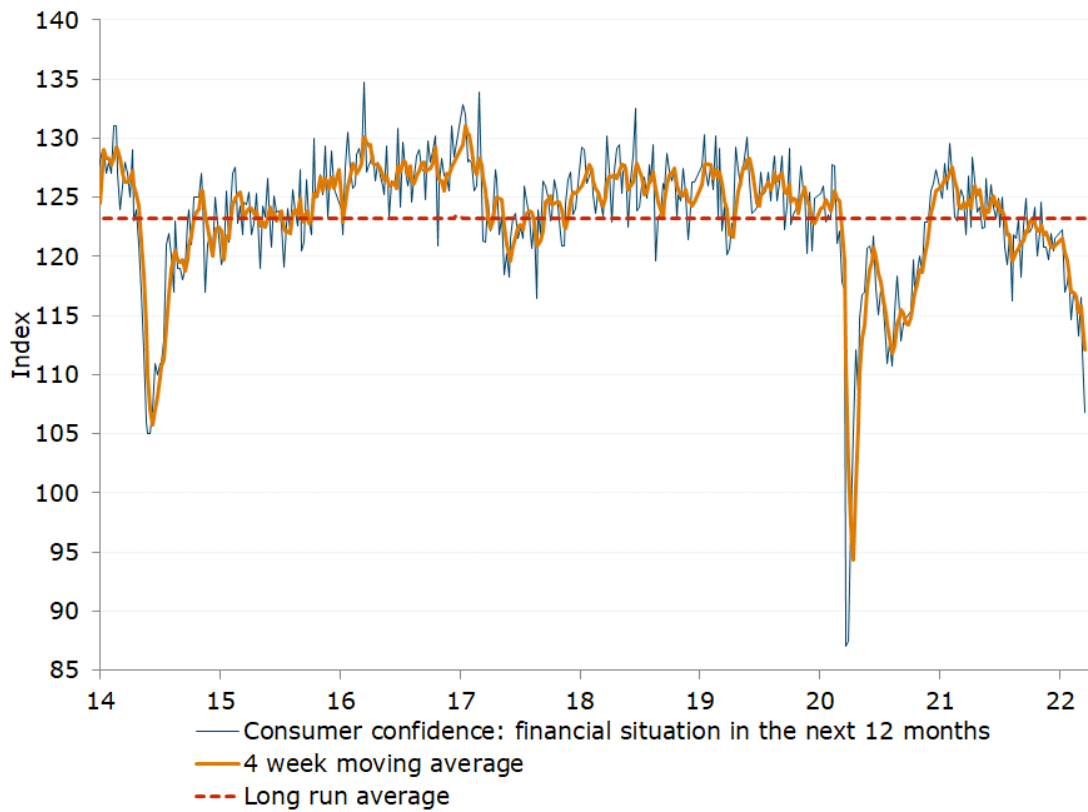


Source: ANZ-Roy Morgan



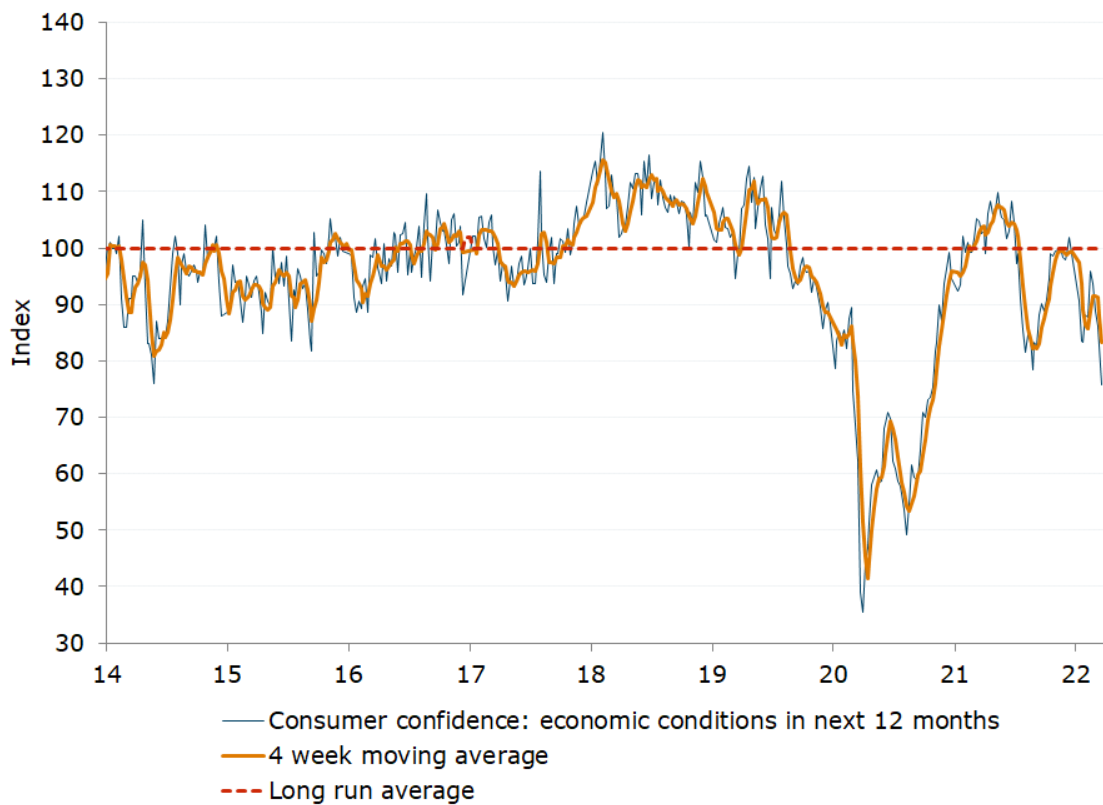
Charts

Figure 3. 'Future financial conditions' decreased by 4.6%



Source: ANZ-Roy Morgan

Figure 4. 'Current economic conditions' declined 8.5%

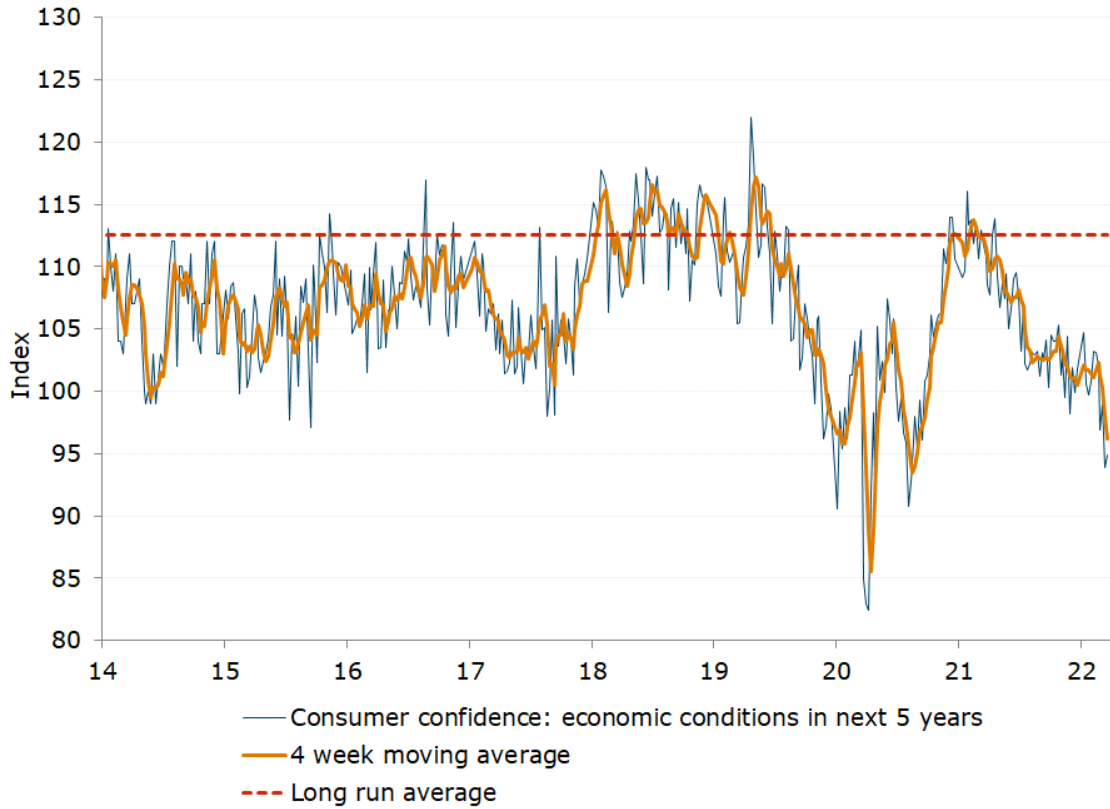


Source: ANZ-Roy Morgan



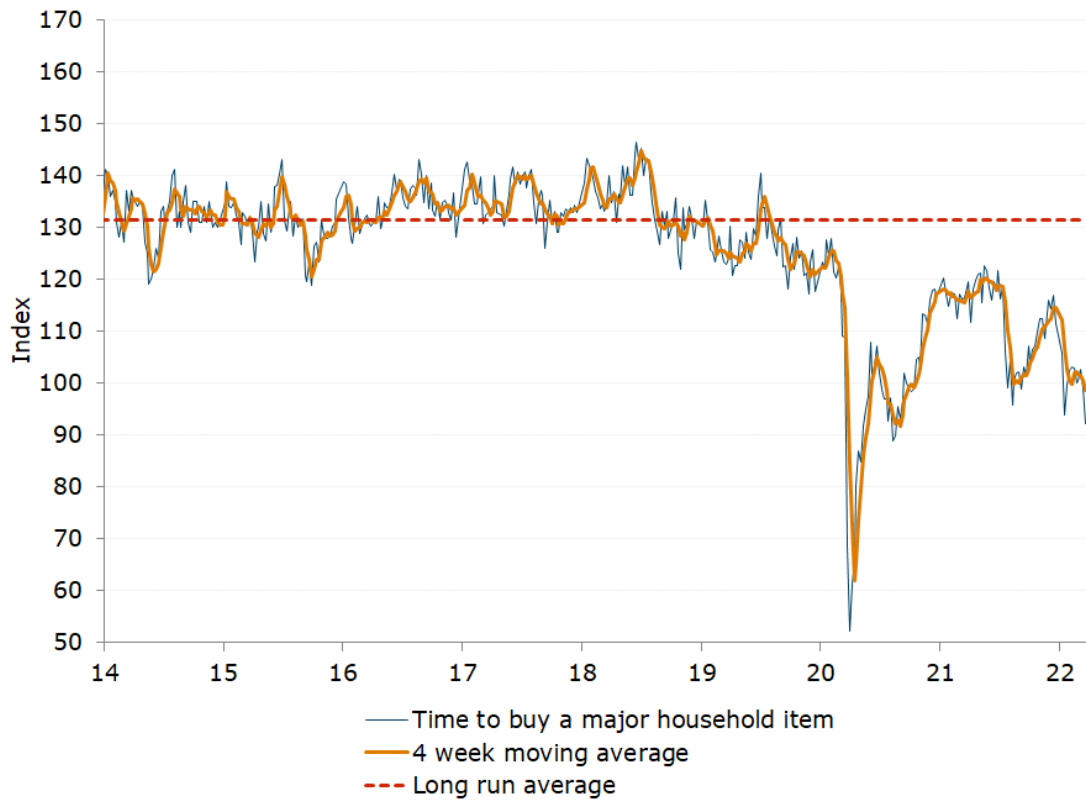
Charts

Figure 5. 'Future economic conditions' rose 1.1%



Source: ANZ-Roy Morgan

Figure 6. 'Time to buy a major household item' dropped 6.9%

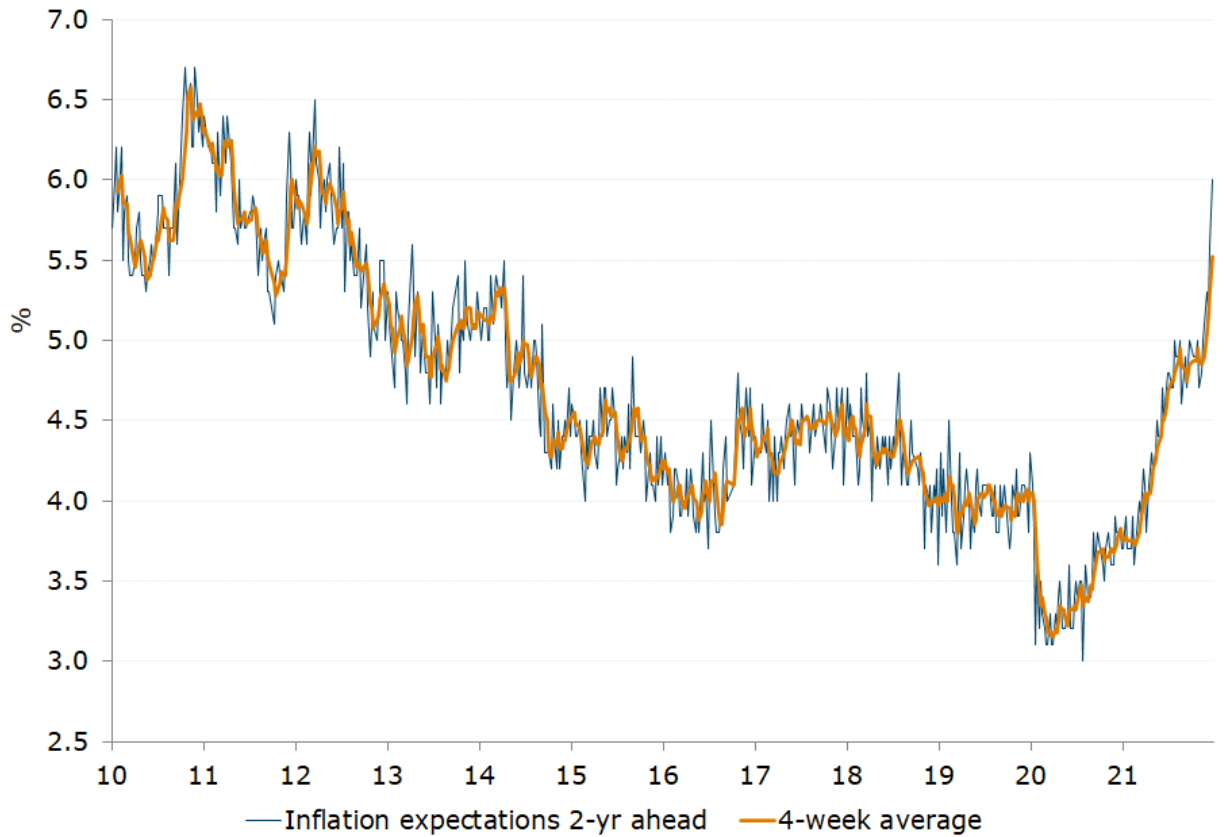


Source: ANZ-Roy Morgan



Charts

Figure 7. Weekly inflation expectations rose 0.4ppt to 6.0%, pushing its four-week moving average up 0.2ppt to 5.5%



Source: ANZ-Roy Morgan



Data table

Table 1. ANZ-Roy Morgan Australian Consumer Confidence

	Headline index		Subindices				Inflation expectations	
	Last week	4-week moving average	1. Financial situation compared to a year ago	2. Financial situation next year	3. Economic conditions next year	4. Economic conditions next 5 years	5. Time to buy a major household item	6. Inflation expectations 2-year ahead (%)
Avg since 2001	115	-	102	124	103	113	132	-
2010 avg	124	-	101	127	124	130	139	5.7
2011 avg	114	-	97	117	101	116	140	6.0
2012 avg	113	-	99	118	97	113	138	5.8
2013 avg	119	-	104	128	106	118	139	5.0
2014 avg	111	-	104	121	94	106	132	4.9
2015 avg	112	-	107	124	94	106	131	4.4
2016 avg	115	-	109	127	99	108	134	4.1
2017 avg	114	-	105	124	100	105	135	4.4
2018 avg	119	-	108	126	109	113	135	4.4
2019 avg	114	-	109	126	101	109	126	4.0
2020 avg	96	-	92	117	69	100	102	3.5
2021 avg	108	-	101	123	98	106	113	4.2
4-Apr-21	107.7	110.3	97.5	122.5	99.1	107.7	111.7	3.7
11-Apr-21	114.1	111.1	105.6	128.4	106.1	112.5	118.1	3.9
18-Apr-21	114.0	112.0	102.0	126.4	108.2	113.9	119.7	3.7
25-Apr-21	112.4	112.1	102.5	123.8	105.9	109.2	120.8	3.7
2-May-21	112.7	113.3	104.8	124.2	106.8	106.7	121.1	3.7
9-May-21	111.6	112.7	101.9	122.4	109.8	108.6	115.4	3.9
16-May-21	112.5	112.3	103.5	122.5	106.4	107.4	122.5	3.6
23-May-21	114.2	112.8	108.3	126.6	105.5	109.4	121.6	3.7
30-May-21	111.4	112.4	105.0	123.6	105.0	105.0	118.4	3.9
6-Jun-21	110.7	112.2	103.4	126.1	101.7	106.6	115.8	4.0
13-Jun-21	111.0	111.8	99.0	124.2	103.1	109.0	119.6	3.9
20-Jun-21	112.4	111.4	103.9	123.2	108.2	109.5	117.5	4.2
27-Jun-21	112.2	111.6	102.6	124.9	104.5	107.6	121.6	4.1
4-Jul-21	107.8	110.9	99.9	122.5	97.2	103.2	116.2	3.8
11-Jul-21	110.0	110.6	100.3	125.0	98.9	107.0	118.5	4.1
18-Jul-21	104.3	108.6	101.5	120.8	91.1	102.2	106.0	4.2
25-Jul-21	100.7	105.7	98.0	119.3	85.6	101.7	99.0	4.3
1-Aug-21	101.8	104.2	99.0	122.0	81.6	102.2	104.2	4.2
8-Aug-21	98.6	101.4	93.4	116.2	84.7	103.1	95.6	4.3
15-Aug-21	101.1	100.6	96.1	121.9	84.3	102.9	100.4	4.5
22-Aug-21	101.6	100.8	102.8	121.5	78.5	103.2	102.0	4.4
29-Aug-21	101.8	100.8	99.5	123.1	83.2	101.2	102.2	4.4
5-Sep-21	100.0	101.1	97.2	118.2	82.6	103.1	98.9	4.7
12-Sep-21	103.1	101.6	99.1	122.6	88.2	102.5	103.1	4.5
19-Sep-21	103.3	102.1	96.1	124.9	90.1	104.1	101.5	4.7
26-Sep-21	103.7	102.5	99.9	122.5	88.9	100.3	107.2	4.8
3-Oct-21	104.6	103.7	102.1	122.1	90.8	104.5	103.8	4.8
10-Oct-21	105.6	104.3	100.6	122.5	94.6	104.0	106.5	4.7
17-Oct-21	107.0	105.2	100.5	124.2	98.9	104.0	107.1	4.7
24-Oct-21	106.8	106.0	100.3	120.0	98.6	105.3	109.7	5.0
31-Oct-21	108.4	107.0	106.8	122.1	99.4	101.3	112.3	4.9
7-Nov-21	109.0	107.8	105.8	124.6	99.7	102.8	112.4	4.9
14-Nov-21	106.0	107.6	100.8	120.8	100.1	99.5	108.6	5.0
21-Nov-21	107.4	107.7	102.4	120.8	98.4	104.4	110.9	4.6
28-Nov-21	106.0	107.1	98.5	119.7	97.8	98.2	116.0	4.8
5-Dec-21	107.5	106.7	100.6	122.0	98.8	101.9	114.3	4.9
12-Dec-21	108.0	107.2	100.8	120.5	101.8	99.9	116.8	4.7
19-Dec-21	108.4	107.5	105.0	121.5	99.1	101.8	111.3	5.0
9-Jan-22	106.0	107.5	106.5	122.3	90.5	104.7	105.8	4.9
16-Jan-22	97.9	105.1	94.5	117.0	83.6	100.6	93.7	4.9
23-Jan-22	100.1	103.1	100.5	117.7	83.2	99.7	99.6	5.0
30-Jan-22	101.8	101.5	98.7	118.7	88.1	100.8	102.3	4.7
6-Feb-22	99.9	99.9	91.0	114.6	87.8	103.2	103.0	4.8
13-Feb-22	103.2	101.3	97.0	117.0	96.0	103.1	102.8	5.0
20-Feb-22	101.8	101.7	97.2	116.2	93.6	102.0	100.1	5.1
27-Feb-22	99.2	101.0	96.4	113.3	88.9	96.9	100.5	5.3
6-Mar-22	100.1	101.1	96.5	116.6	86.1	99.0	102.5	5.2
13-Mar-22	95.8	99.2	91.5	111.9	82.7	93.9	99.0	5.6
20-Mar-22	91.2	96.6	86.6	106.8	75.7	94.9	92.2	6.0

Source: ANZ-Roy Morgan



Important notice

[4 April 2019]

This publication is published by Australia and New Zealand Banking Group Limited ABN 11 005 357 522 ("ANZBGL") in Australia. This publication is intended as thought-leadership material. It is not published with the intention of providing any direct or indirect recommendations relating to any financial product, asset class or trading strategy.

The information in this publication is not intended to influence any person to make a decision in relation to a financial product or class of financial products. It is general in nature and does not take account of the circumstances of any individual or class of individuals. Nothing in this publication constitutes a recommendation, solicitation or offer by ANZBGL or its branches or subsidiaries (collectively "ANZ") to you to acquire a product or service, or an offer by ANZ to provide you with other products or services. All information contained in this publication is based on information available at the time of publication. While this publication has been prepared in good faith, no representation, warranty, assurance or undertaking is or will be made, and no responsibility or liability is or will be accepted by ANZ in relation to the accuracy or completeness of this publication or the use of information contained in this publication. ANZ does not provide any financial, investment, legal or taxation advice in connection with this publication.