

ANZ-Roy Morgan Australian Consumer Confidence Media Release

15 June 2022



This is not personal advice nor financial advice about any product or service. It does not take into account your financial situation or goals. Please refer to the Important Notice

Contributors

David Plank
Head of Australian Economics
+61 2 8037 0029
David.Plank@anz.com

Arindam Chakraborty
Junior Economist
Arindam.Chakraborty@anz.com

Contact
research@anz.com
Follow us on Twitter
[@ANZ_Research](https://twitter.com/ANZ_Research)
[@davidplank12](https://twitter.com/davidplank12)

Series available at **Bloomberg**
AU: ALLX AUANZ <GO>
NZ: ALLX NZANZ <GO>

Previous reports available to subscribers on [ANZ Research](#)

* From 3 January 2022, the interviews for the consumer confidence survey have taken place Monday to Sunday. Previously they were done at the weekend (Saturday and Sunday).

Consumer confidence drops to recessionary levels

- Consumer confidence dropped 7.6% last week. Among the major states confidence was down sharply in NSW, Victoria, SA, and WA, while it was virtually unchanged in Queensland.
- 'Weekly inflation expectations' decreased 0.1ppt to 5.6%, while its four-week moving average was unchanged at 5.5%.
- All subindices fell. 'Current financial conditions' dropped 1.0%, while 'future financial conditions' fell 10.1%.
- 'Current economic conditions' declined 7.2% after a 9.4% loss the week before. Future economic conditions were down 4.6%.
- 'Time to buy a major household item' dropped 14.4%.

ANZ-Roy Morgan Consumer Confidence and inflation expectations

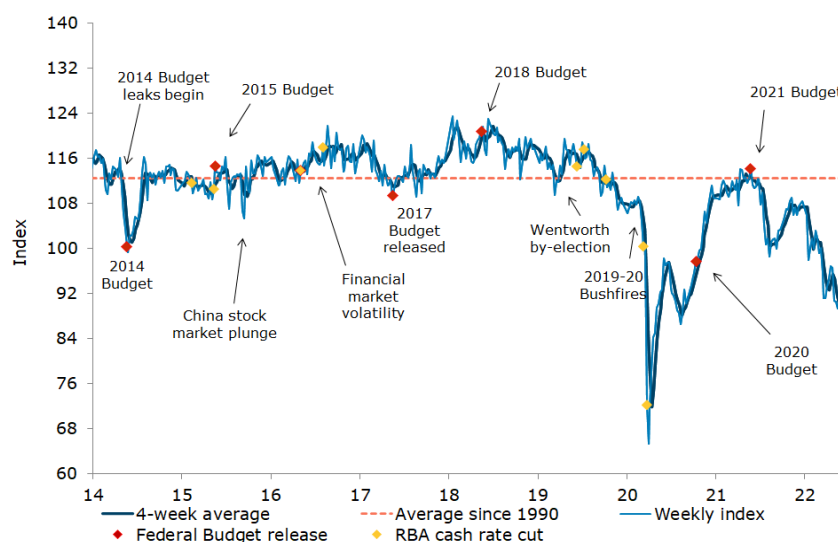
Last week (6 – 12 Jun)	Weekly change, %	Four-week average	Monthly average since 1990	Inflation expectations (four-week ma)
80.4	-7.6%	87.2	112.4	5.5%

The weekly ANZ-Roy Morgan Australian Consumer Confidence Rating is based on 1,454 interviews conducted online and over the telephone during the week to Sunday*. Not seasonally adjusted. Further data history on page 6.

ANZ Head of Australian Economics, David Plank, commented:

Consumer confidence declined 7.6% last week as the RBA raised the cash rate by 50bps. Confidence is at its lowest since early April 2020, during the early stages of the pandemic. Outside of the pandemic, consumer confidence hasn't been this low since January 1991, the midst of the early 1990s recession. Reflecting the dire state of sentiment, the percentage of respondents who expect 'good times' for the economy over the next five years dropped to 10% – its lowest level on record. So far this year household spending has been resilient despite the softness in consumer confidence. The RBA, for one, will be looking closely to see whether this divergence can continue.

Consumer confidence dropped 7.6%

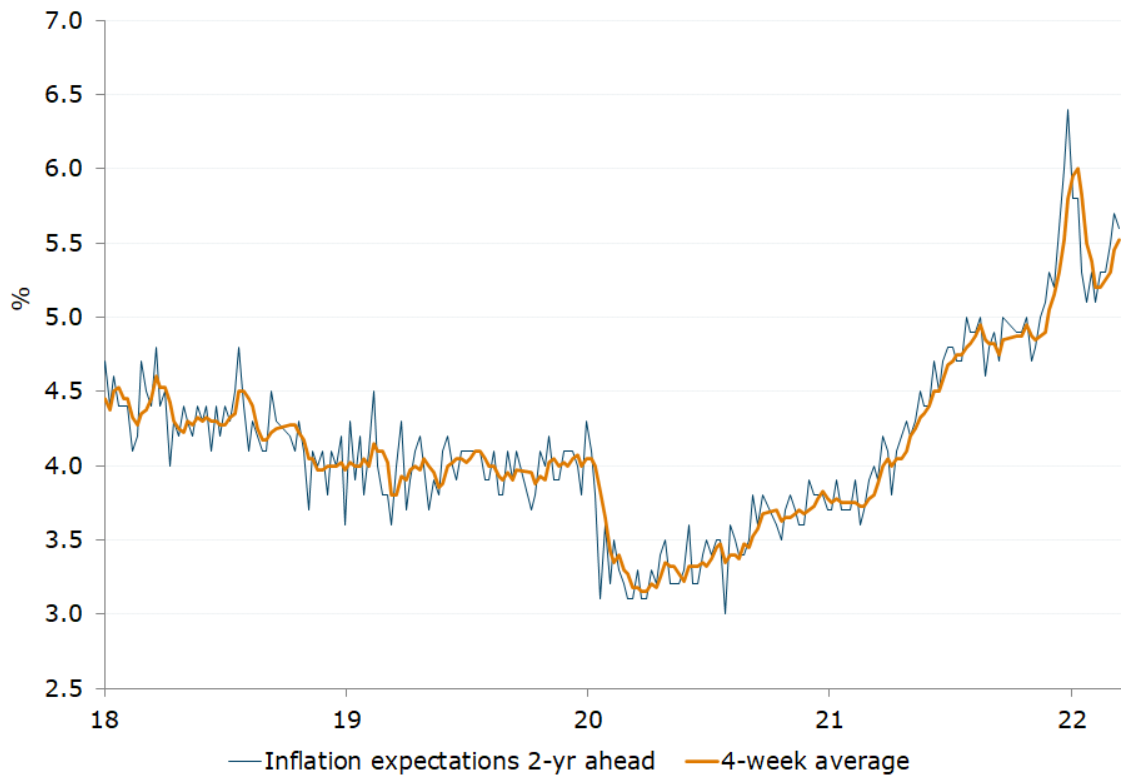


Source: ANZ-Roy Morgan, ANZ Research



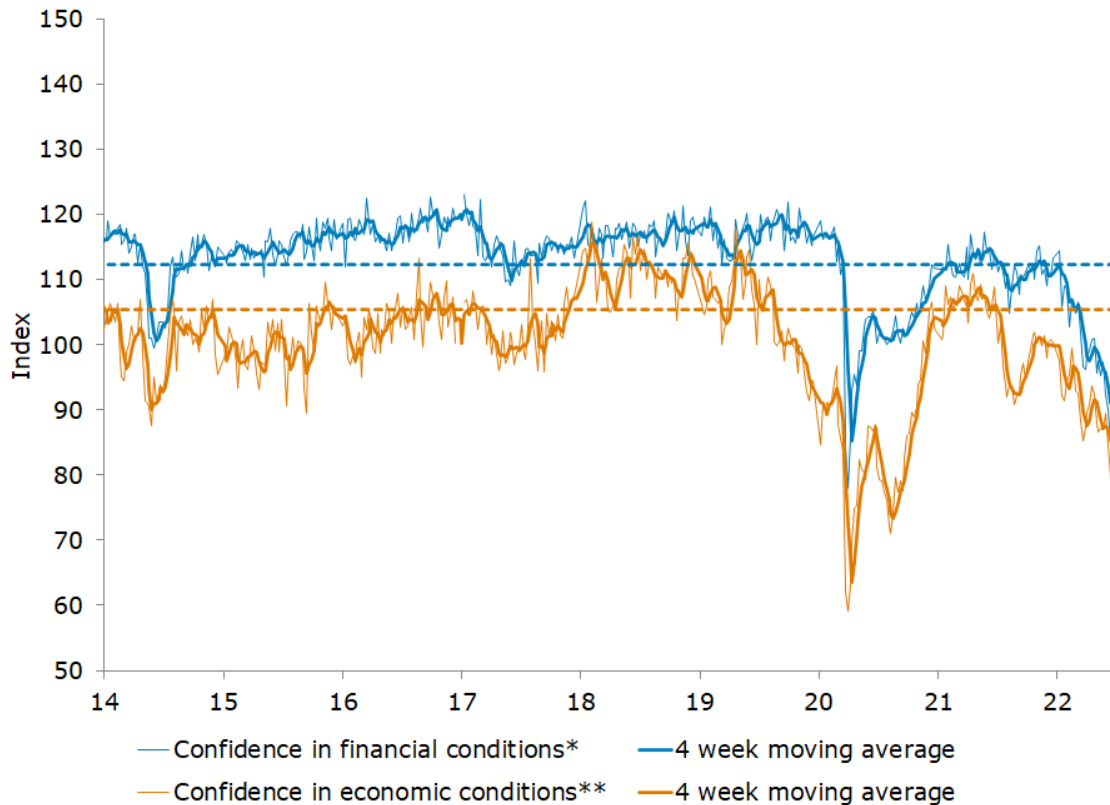
Charts

Figure 1. 'Weekly inflation expectations' decreased 0.1ppt to 5.6%, while its four-week moving average remained steady at 5.5%



Source: ANZ-Roy Morgan

Figure 2. Confidence in both financial and economic conditions declined



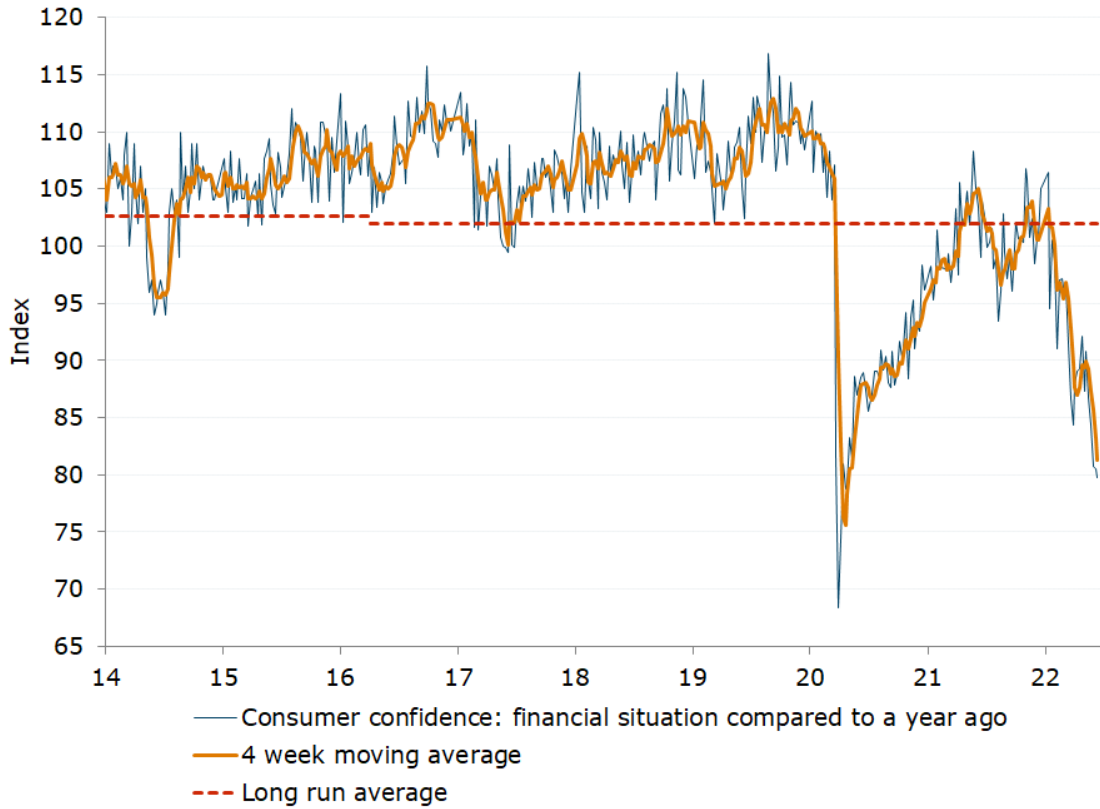
Source: ANZ-Roy Morgan

Note: *Financial conditions index is an average of 'financial situation compared to a year ago' and 'financial situation next year' sub-indices. **Economic conditions index is an average of 'economic conditions in 12 months' and 'economic conditions in five years' sub-indices.



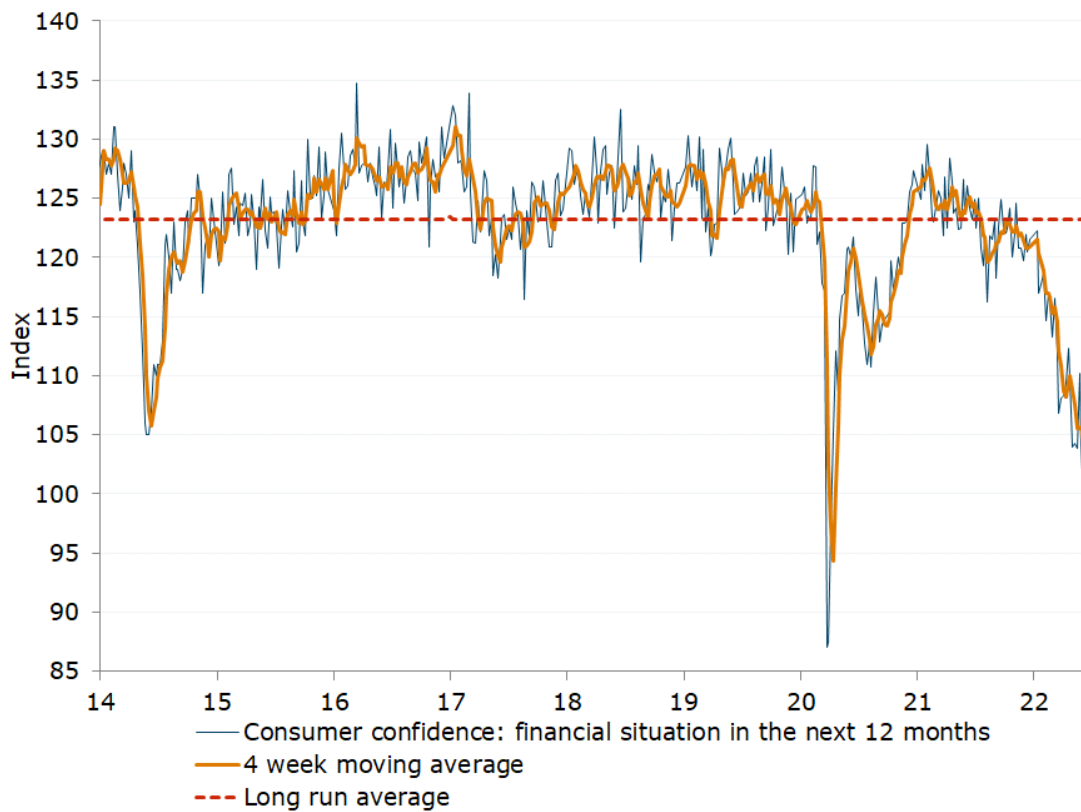
Charts

Figure 3. 'Current financial conditions' lost 1.0%



Source: ANZ-Roy Morgan

Figure 4. 'Future financial conditions' fell 10.1%

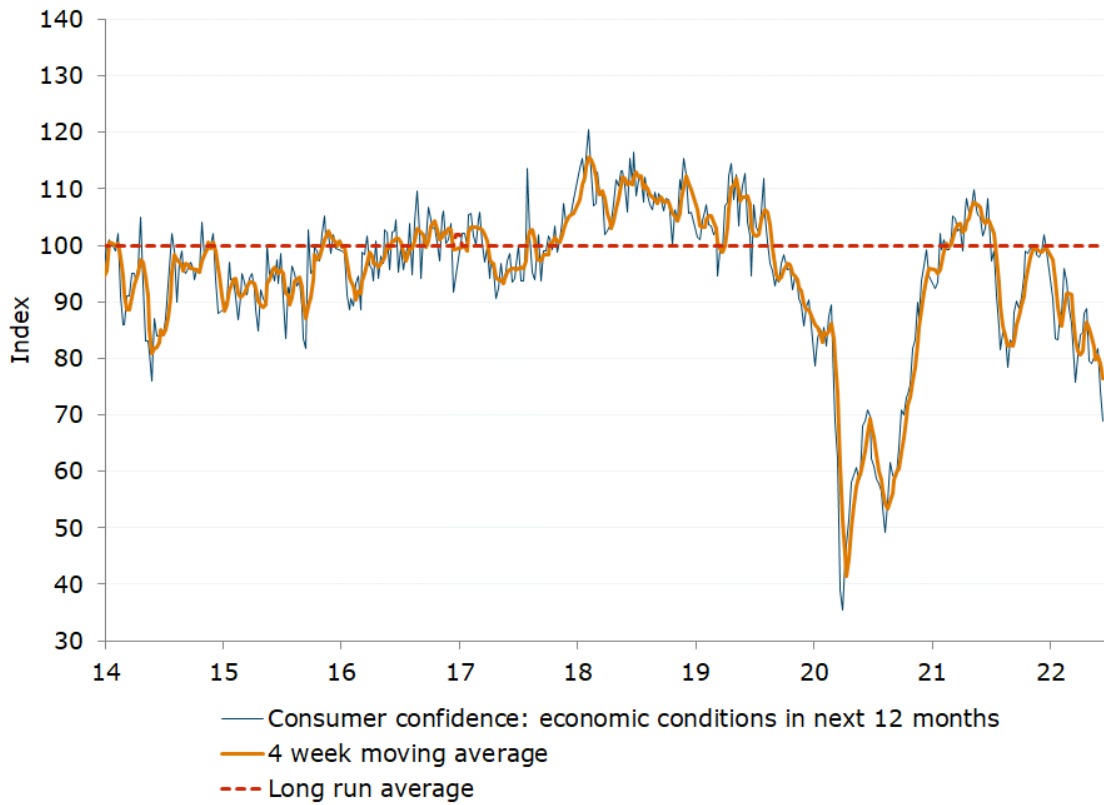


Source: ANZ-Roy Morgan



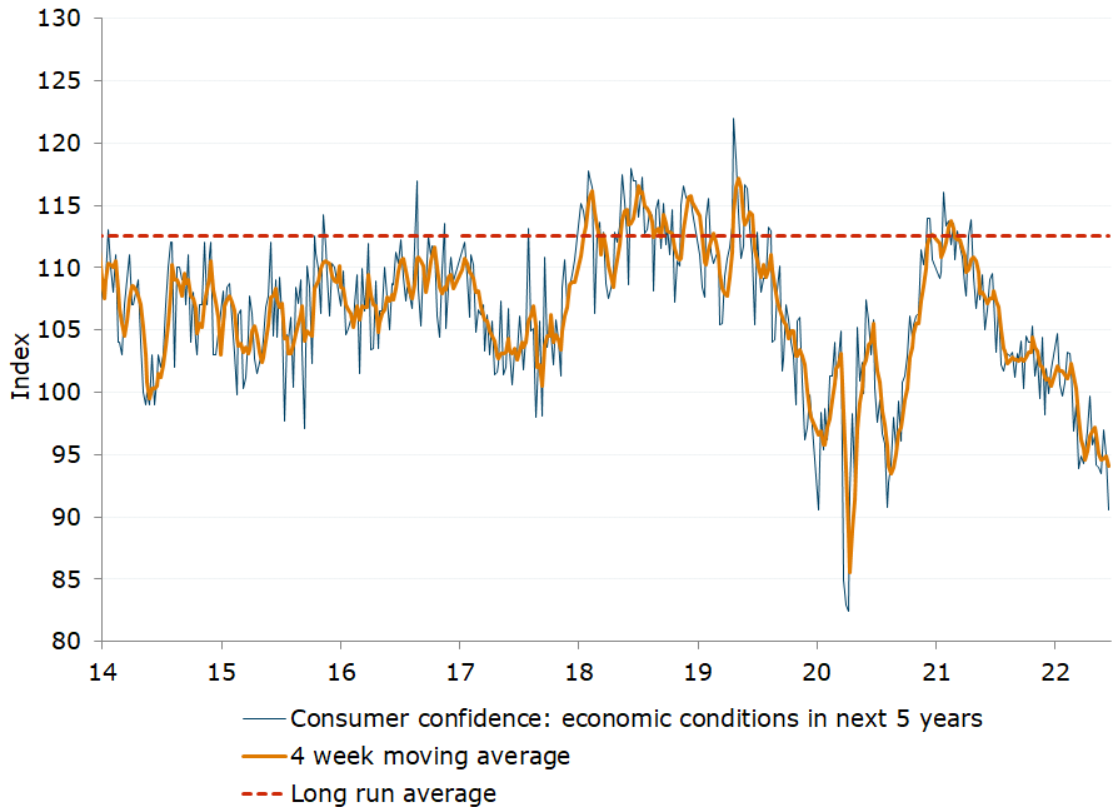
Charts

Figure 5. 'Current economic conditions' dropped 7.2%



Source: ANZ-Roy Morgan

Figure 6. 'Future economic conditions' decreased by 4.6%

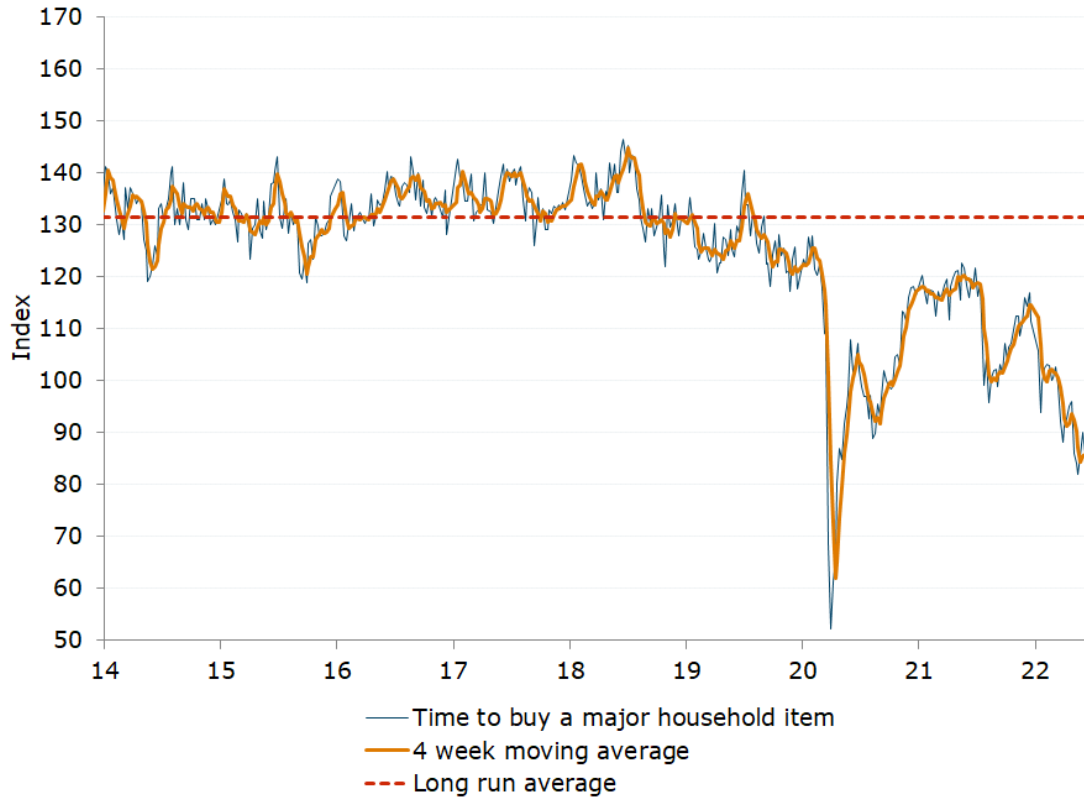


Source: ANZ-Roy Morgan



Charts

Figure 7. 'Time to buy a major household item' plunged 14.4%



Source: ANZ-Roy Morgan



Data table

Table 1. ANZ-Roy Morgan Australian Consumer Confidence

	Headline index		Subindices				Inflation expectations	
	Last week	4-week moving average	1. Financial situation compared to a year ago	2. Financial situation next year	3. Economic conditions next year	4. Economic conditions next 5 years	5. Time to buy a major household item	6. Inflation expectations 2-year ahead (%)
Avg since 2001	115	-	102	124	103	113	132	-
2010 avg	124	-	101	127	124	130	139	5.7
2011 avg	114	-	97	117	101	116	140	6.0
2012 avg	113	-	99	118	97	113	138	5.8
2013 avg	119	-	104	128	106	118	139	5.0
2014 avg	111	-	104	121	94	106	132	4.9
2015 avg	112	-	107	124	94	106	131	4.4
2016 avg	115	-	109	127	99	108	134	4.1
2017 avg	114	-	105	124	100	105	135	4.4
2018 avg	119	-	108	126	109	113	135	4.4
2019 avg	114	-	109	126	101	109	126	4.0
2020 avg	96	-	92	117	69	100	102	3.5
2021 avg	108	-	101	123	98	106	113	4.2
6-Jun-21	110.7	112.2	103.4	126.1	101.7	106.6	115.8	4.0
13-Jun-21	111.0	111.8	99.0	124.2	103.1	109.0	119.6	3.9
20-Jun-21	112.4	111.4	103.9	123.2	108.2	109.5	117.5	4.2
27-Jun-21	112.2	111.6	102.6	124.9	104.5	107.6	121.6	4.1
4-Jul-21	107.8	110.9	99.9	122.5	97.2	103.2	116.2	3.8
11-Jul-21	110.0	110.6	100.3	125.0	98.9	107.0	118.5	4.1
18-Jul-21	104.3	108.6	101.5	120.8	91.1	102.2	106.0	4.2
25-Jul-21	100.7	105.7	98.0	119.3	85.6	101.7	99.0	4.3
1-Aug-21	101.8	104.2	99.0	122.0	81.6	102.2	104.2	4.2
8-Aug-21	98.6	101.4	93.4	116.2	84.7	103.1	95.6	4.3
15-Aug-21	101.1	100.6	96.1	121.9	84.3	102.9	100.4	4.5
22-Aug-21	101.6	100.8	102.8	121.5	78.5	103.2	102.0	4.4
29-Aug-21	101.8	100.8	99.5	123.1	83.2	101.2	102.2	4.4
5-Sep-21	100.0	101.1	97.2	118.2	82.6	103.1	98.9	4.7
12-Sep-21	103.1	101.6	99.1	122.6	88.2	102.5	103.1	4.5
19-Sep-21	103.3	102.1	96.1	124.9	90.1	104.1	101.5	4.7
26-Sep-21	103.7	102.5	99.9	122.5	88.9	100.3	107.2	4.8
3-Oct-21	104.6	103.7	102.1	122.1	90.8	104.5	103.8	4.8
10-Oct-21	105.6	104.3	100.6	122.5	94.6	104.0	106.5	4.7
17-Oct-21	107.0	105.2	100.5	124.2	98.9	104.0	107.1	4.7
24-Oct-21	106.8	106.0	100.3	120.0	98.6	105.3	109.7	5.0
31-Oct-21	108.4	107.0	106.8	122.1	99.4	101.3	112.3	4.9
7-Nov-21	109.0	107.8	105.8	124.6	99.7	102.8	112.4	4.9
14-Nov-21	106.0	107.6	100.8	120.8	100.1	99.5	108.6	5.0
21-Nov-21	107.4	107.7	102.4	120.8	98.4	104.4	110.9	4.6
28-Nov-21	106.0	107.1	98.5	119.7	97.8	98.2	116.0	4.8
5-Dec-21	107.5	106.7	100.6	122.0	98.8	101.9	114.3	4.9
12-Dec-21	108.0	107.2	100.8	120.5	101.8	99.9	116.8	4.7
19-Dec-21	108.4	107.5	105.0	121.5	99.1	101.8	111.3	5.0
9-Jan-22	106.0	107.5	106.5	122.3	90.5	104.7	105.8	4.9
16-Jan-22	97.9	105.1	94.5	117.0	83.6	100.6	93.7	4.9
23-Jan-22	100.1	103.1	100.5	117.7	83.2	99.7	99.6	5.0
30-Jan-22	101.8	101.5	98.7	118.7	88.1	100.8	102.3	4.7
6-Feb-22	99.9	99.9	91.0	114.6	87.8	103.2	103.0	4.8
13-Feb-22	103.2	101.3	97.0	117.0	96.0	103.1	102.8	5.0
20-Feb-22	101.8	101.7	97.2	116.2	93.6	102.0	100.1	5.1
27-Feb-22	99.2	101.0	96.4	113.3	88.9	96.9	100.5	5.3
6-Mar-22	100.1	101.1	96.5	116.6	86.1	99.0	102.5	5.2
13-Mar-22	95.8	99.2	91.5	111.9	82.7	93.9	99.0	5.6
20-Mar-22	91.2	96.6	86.6	106.8	75.7	94.9	92.2	6.0
27-Mar-22	91.1	94.6	84.4	108.1	80.3	94.3	88.2	6.4
3-Apr-22	93.4	92.9	88.0	108.3	84.1	95.2	91.2	5.8
10-Apr-22	94.6	92.6	89.0	109.4	84.7	96.9	92.7	5.8
17-Apr-22	96.8	94.0	89.3	112.3	87.9	99.7	94.9	5.3
24-Apr-22	96.5	95.3	92.1	109.8	88.8	95.8	95.9	5.1
1-May-22	90.7	94.7	87.3	104.0	79.6	96.5	86.0	5.3
8-May-22	90.5	93.6	90.8	104.3	79.0	94.2	84.1	5.1
15-May-22	89.3	91.8	86.8	103.9	80.2	94.0	81.8	5.3
22-May-22	90.8	90.3	84.4	110.2	80.6	93.5	85.5	5.3
29-May-22	90.7	90.3	80.7	104.1	81.8	97.0	90.1	5.5
5-Jun-22	87.0	89.5	80.5	99.6	74.1	95.0	85.9	5.7
12-Jun-22	80.4	87.2	79.7	89.5	68.8	90.6	73.5	5.6

Source: ANZ-Roy Morgan



Important notice

[4 April 2019]

This publication is published by Australia and New Zealand Banking Group Limited ABN 11 005 357 522 ("ANZBGL") in Australia. This publication is intended as thought-leadership material. It is not published with the intention of providing any direct or indirect recommendations relating to any financial product, asset class or trading strategy.

The information in this publication is not intended to influence any person to make a decision in relation to a financial product or class of financial products. It is general in nature and does not take account of the circumstances of any individual or class of individuals. Nothing in this publication constitutes a recommendation, solicitation or offer by ANZBGL or its branches or subsidiaries (collectively "ANZ") to you to acquire a product or service, or an offer by ANZ to provide you with other products or services. All information contained in this publication is based on information available at the time of publication. While this publication has been prepared in good faith, no representation, warranty, assurance or undertaking is or will be made, and no responsibility or liability is or will be accepted by ANZ in relation to the accuracy or completeness of this publication or the use of information contained in this publication. ANZ does not provide any financial, investment, legal or taxation advice in connection with this publication.