

ANZ-Roy Morgan Australian Consumer Confidence Media Release

2 March 2021



This is not personal advice.
It does not consider your
objectives or circumstances.
Please refer to the
Important Notice.

Contributors

David Plank
Head of Australian
Economics
+61 2 8037 0029
David.Plank@anz.com

Bansi Madhavani
Economist
+91 80 6795 0595
Bansi.Madhavani@anz.com

Contact

research@anz.com
Follow us on Twitter
@ANZ_Research

Series available at **Bloomberg**

AU: ALLX AUANZ <GO>
NZ: ALLX NZANZ <GO>

Previous reports available to
subscribers on [ANZ Live](#)

Vaccine boosts confidence

- The Consumer Confidence reading ended a three-week decline to jump 1% last week as COVID-19 vaccines arrived. The subindices were mixed.
- 'Current financial conditions' softened 0.2%, while 'future financial conditions' improved 1.1%.
- 'Current economic conditions' gained 2.4% but 'future economic conditions' declined 2.6%.
- 'Time to buy a major household item' surged 4.2%, reversing most of the decline in the previous week. The weekly inflation expectations rose to 3.9% (up 0.3ppt).

ANZ-Roy Morgan Consumer Confidence and inflation expectations

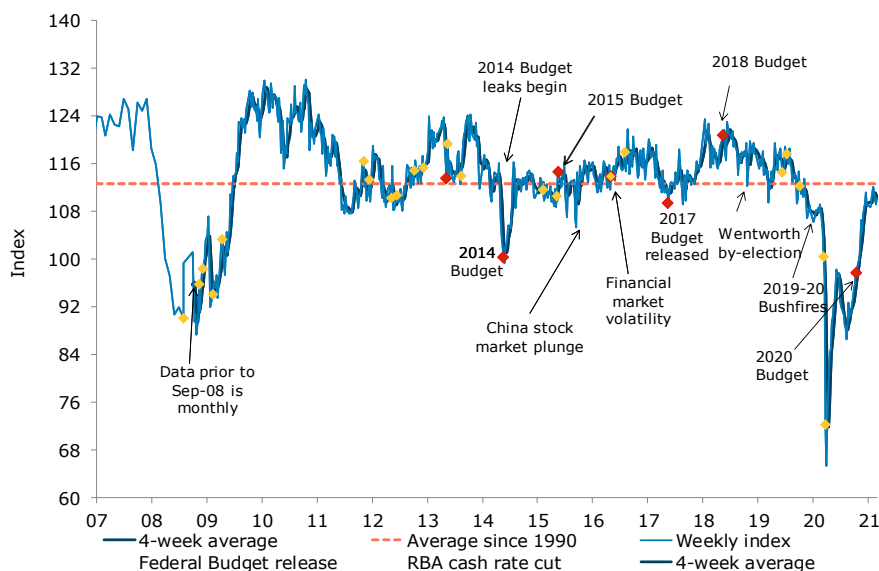
| Last weekend (27-28 Feb) | Weekly change, % | Four-week average | Monthly average since 1990 | Inflation expectations (four-week ma) |
|-----------------------------|---------------------|----------------------|----------------------------------|---|
| 110.3 | 1.0% | 110.2 | 112.6 | 3.7% |

This weekly ANZ-Roy Morgan Australian Consumer Confidence Rating is based on 1,518 interviews conducted online and over the telephone on the weekend. Not seasonally adjusted. Further data history on page 6.

ANZ Head of Australian Economics, David Plank, commented:

Consumer Confidence reversed its three-week losing streak as the nationwide inoculation program began a week ago. Headline confidence is around its long-run average. What stands out is the jump in weekly inflation expectations to 3.9% (from 3.6% a week ago), its highest level since early April. Higher global fuel prices pushed up the average domestic retail petrol price by 1.6 cents/litre last week. This, coupled with a strong housing market and faster than expected recovery in the labour market, could be fuelling inflationary concerns. Inflation expectations are still below pre-pandemic levels, so could rise further without causing undue alarm for the RBA.

Consumer confidence jumped 1%

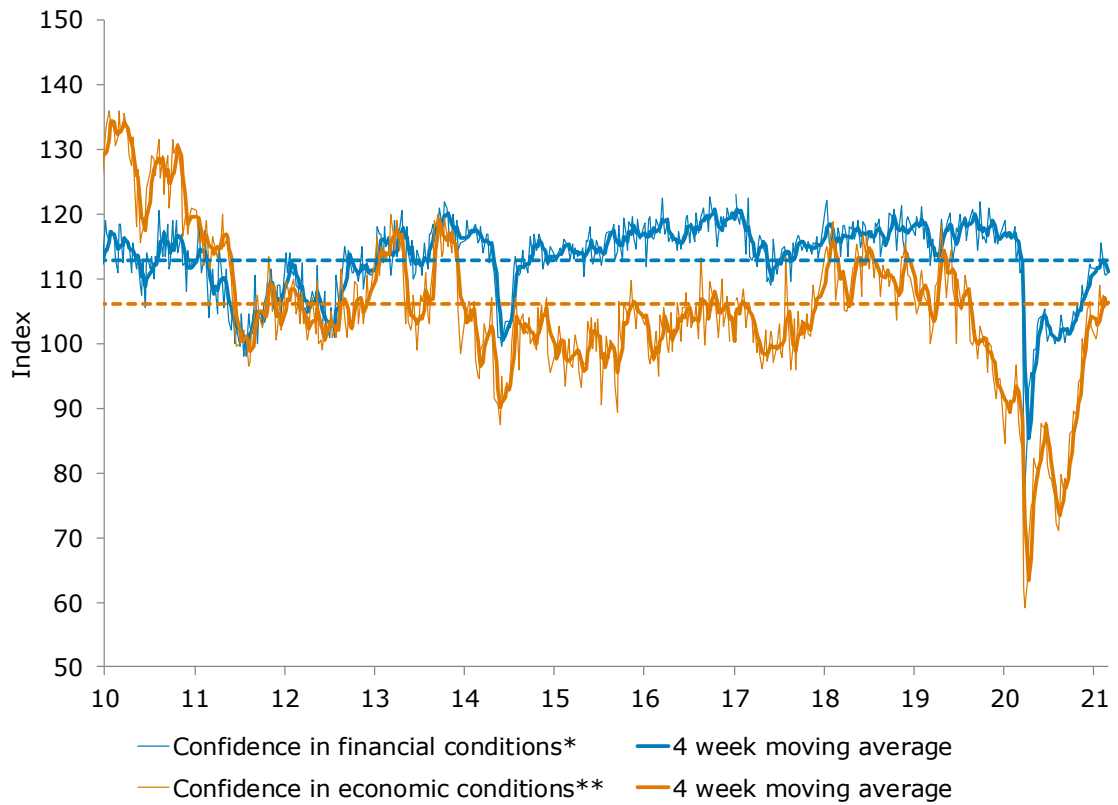


Source: ANZ-Roy Morgan, ANZ Research



Charts

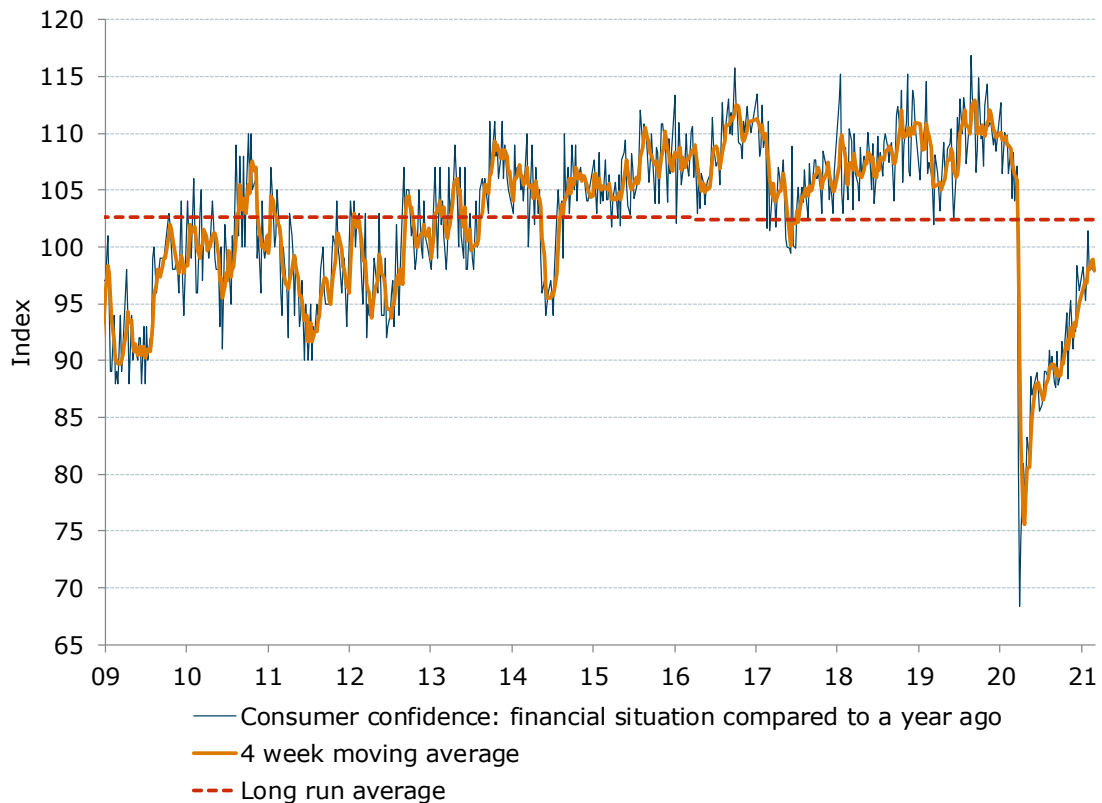
Figure 1. Confidence in financial conditions increased, but fell for economic conditions



Source: ANZ-Roy Morgan

Note: *Financial conditions index is an average of 'financial situation compared to a year ago' and 'financial situation next year' sub-indices. **Economic conditions index is an average of 'economic conditions in 12 months' and 'economic conditions in five years' sub-indices.

Figure 2. 'Current financial conditions' softened 0.2%

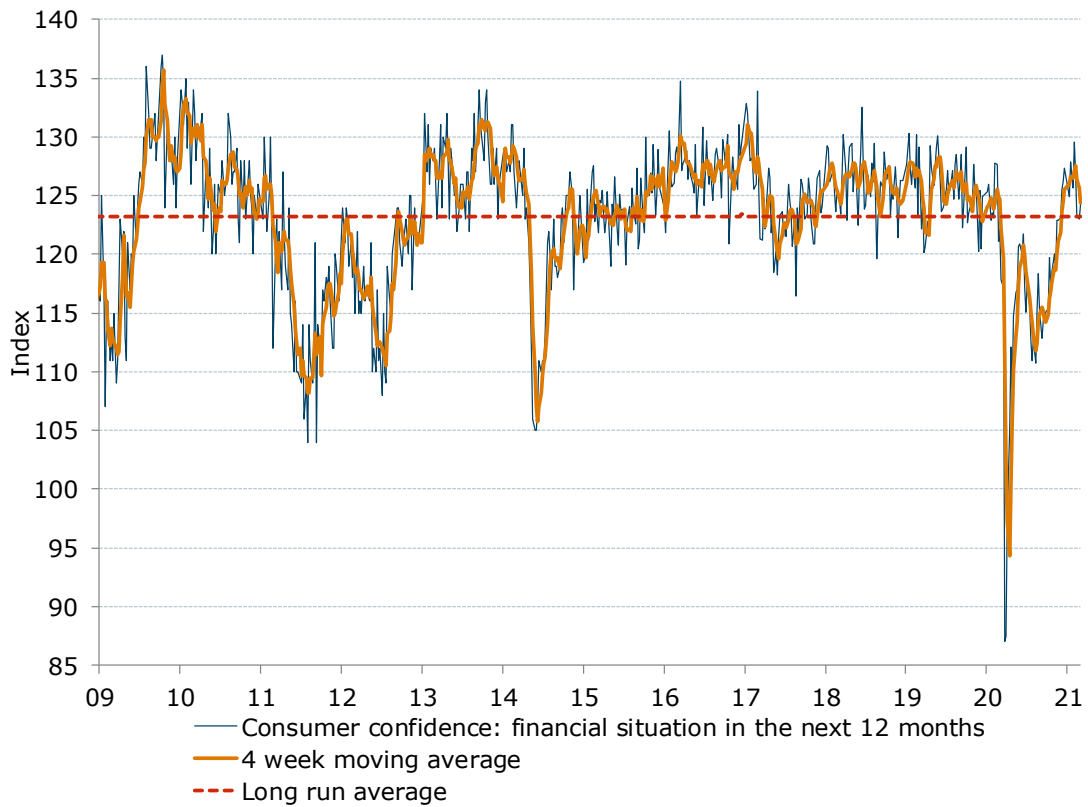


Source: ANZ-Roy Morgan



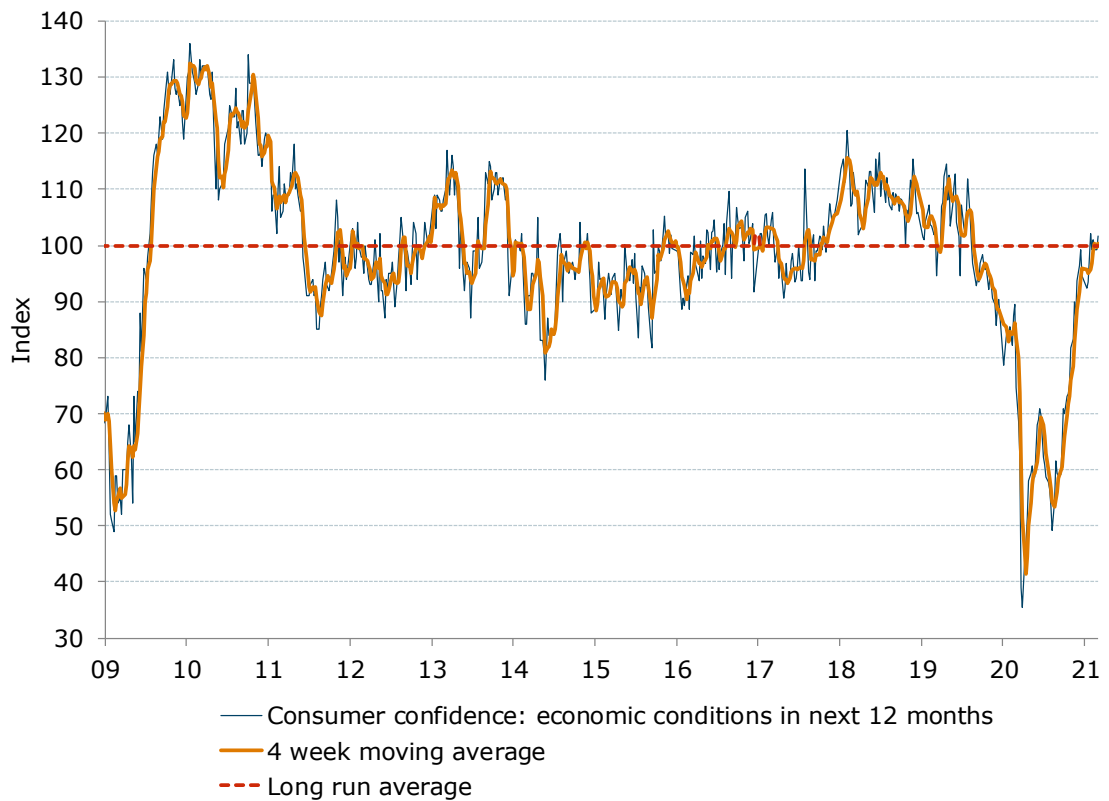
Charts

Figure 3. 'Future financial conditions' improved 1.1%



Source: ANZ-Roy Morgan

Figure 4. 'Current economic conditions' gained 2.4%

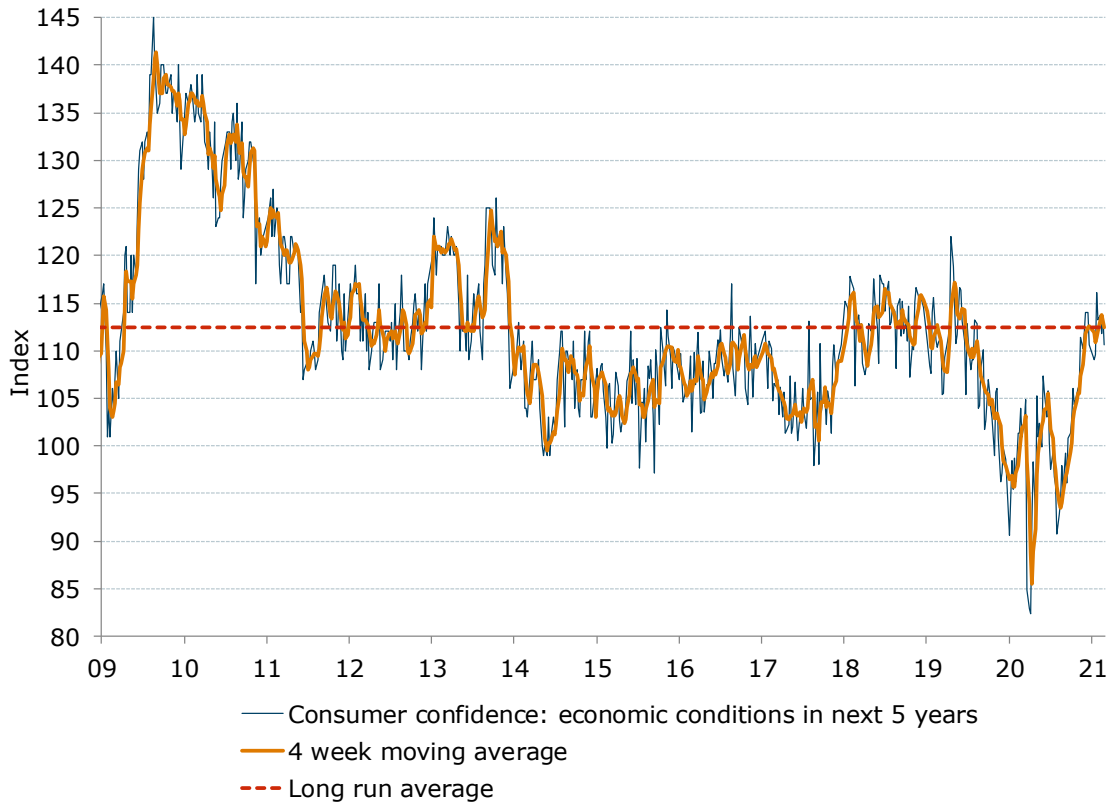


Source: ANZ-Roy Morgan



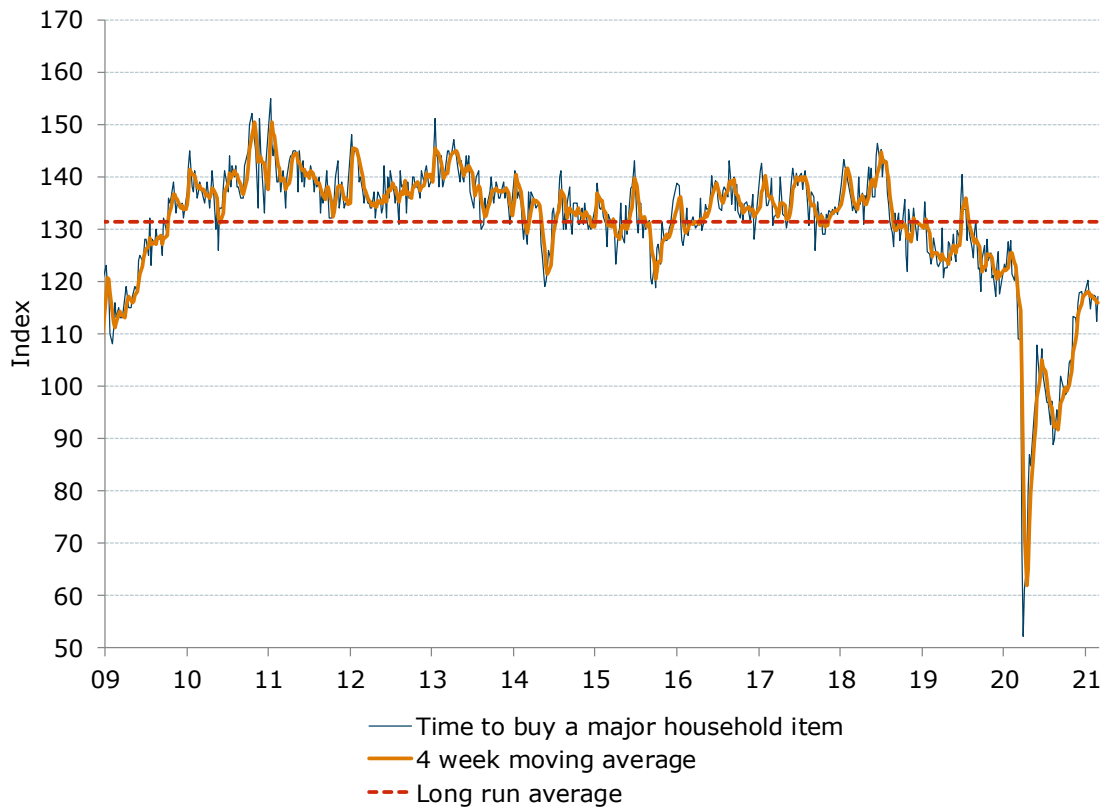
Charts

Figure 5. 'Future economic conditions' declined 2.6%



Source: ANZ-Roy Morgan

Figure 6. 'Time to buy a household item' surged 4.2%

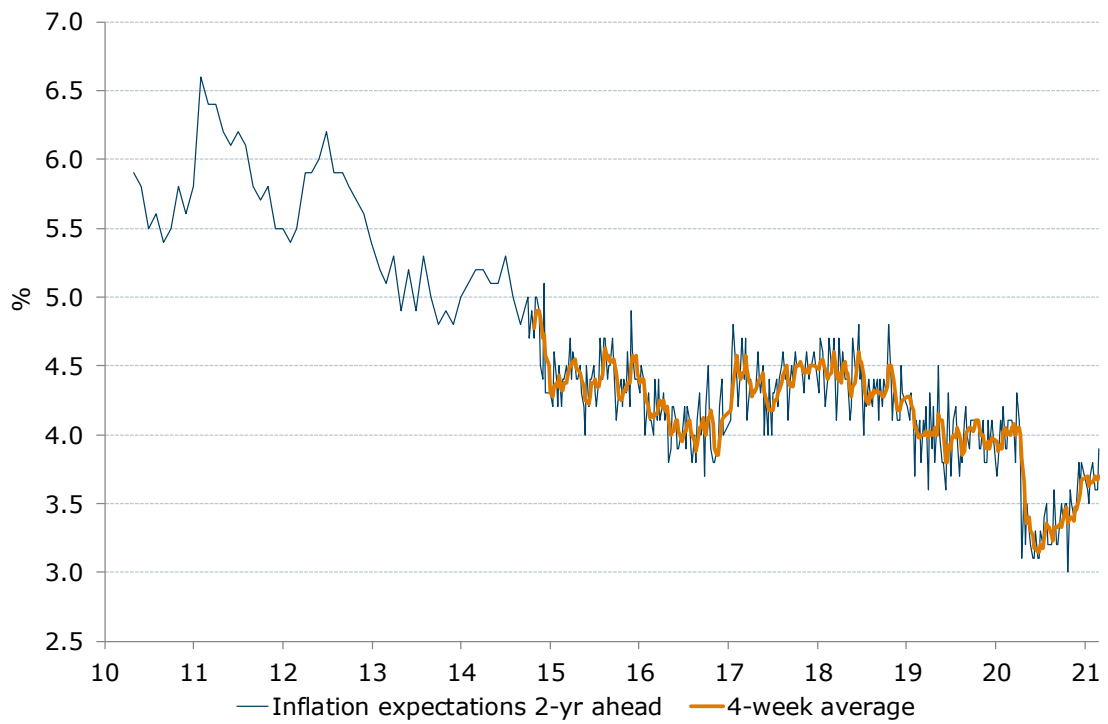


Source: ANZ-Roy Morgan



Charts

Figure 7. Inflation expectations rose 30bps to 3.9%



* Data from Oct-2014 is weekly.
Data prior to that is monthly.

Source: ANZ-Roy Morgan



Data table

Table 1. ANZ-Roy Morgan Australian Consumer Confidence

| | Headline index | | Subindices | | | | Inflation expectations | |
|-----------------------|----------------|-----------------------|---|----------------------------------|----------------------------------|-------------------------------------|---------------------------------------|--|
| | Last week | 4-week moving average | 1. Financial situation compared to a year ago | 2. Financial situation next year | 3. Economic conditions next year | 4. Economic conditions next 5 years | 5. Time to buy a major household item | 6. Inflation expectations 2-year ahead (%) |
| Avg since 2001 | 115 | - | 102 | 124 | 103 | 113 | 132 | - |
| 2010 avg | 124 | - | 101 | 127 | 124 | 130 | 139 | 5.7 |
| 2011 avg | 114 | - | 97 | 117 | 101 | 116 | 140 | 6.0 |
| 2012 avg | 113 | - | 99 | 118 | 97 | 113 | 138 | 5.8 |
| 2013 avg | 119 | - | 104 | 128 | 106 | 118 | 139 | 5.0 |
| 2014 avg | 111 | - | 104 | 121 | 94 | 106 | 132 | 4.9 |
| 2015 avg | 112 | - | 107 | 124 | 94 | 106 | 131 | 4.4 |
| 2016 avg | 115 | - | 109 | 127 | 99 | 108 | 134 | 4.1 |
| 2017 avg | 114 | - | 105 | 124 | 100 | 105 | 135 | 4.4 |
| 2018 avg | 119 | - | 108 | 126 | 109 | 113 | 135 | 4.4 |
| 2019 avg | 114 | - | 109 | 126 | 101 | 109 | 126 | 4.0 |
| 2-Feb-20 | 108.5 | 108.0 | 109.8 | 123.1 | 85.6 | 96.2 | 127.8 | 4.2 |
| 9-Feb-20 | 107.8 | 108.2 | 106.5 | 127.8 | 82.1 | 101.3 | 121.4 | 3.9 |
| 16-Feb-20 | 109.1 | 108.4 | 108.6 | 127.7 | 87.4 | 101.3 | 120.3 | 3.9 |
| 23-Feb-20 | 108.3 | 108.4 | 104.3 | 121.1 | 89.5 | 104.0 | 122.4 | 4.1 |
| 1-Mar-20 | 104.8 | 107.5 | 108.3 | 122.2 | 74.6 | 101.0 | 117.8 | 4.1 |
| 8-Mar-20 | 100.4 | 105.7 | 104.0 | 117.8 | 68.6 | 102.7 | 109.1 | 4.1 |
| 15-Mar-20 | 100.0 | 103.4 | 107.1 | 117.2 | 62.2 | 104.9 | 108.9 | 4.0 |
| 22-Mar-20 | 72.2 | 94.4 | 81.5 | 87.0 | 39.1 | 84.9 | 68.4 | 3.8 |
| 29-Mar-20 | 65.3 | 84.5 | 68.4 | 87.5 | 35.4 | 82.9 | 52.1 | 4.3 |
| 5-Apr-20 | 71.9 | 77.4 | 74.4 | 97.5 | 44.1 | 82.4 | 61.2 | 4.1 |
| 12-Apr-20 | 78.2 | 71.9 | 80.9 | 105.2 | 46.9 | 92.1 | 66.1 | 3.8 |
| 19-Apr-20 | 84.2 | 74.9 | 78.8 | 112.1 | 51.4 | 98.3 | 80.3 | 3.1 |
| 26-Apr-20 | 85.0 | 79.8 | 79.1 | 108.4 | 58.1 | 92.5 | 86.9 | 3.6 |
| 3-May-20 | 89.5 | 84.2 | 83.3 | 114.8 | 59.4 | 105.2 | 84.7 | 3.2 |
| 10-May-20 | 90.3 | 87.3 | 81.4 | 116.8 | 60.7 | 100.9 | 91.6 | 3.5 |
| 17-May-20 | 92.3 | 89.3 | 88.6 | 117.0 | 58.5 | 102.4 | 94.9 | 3.3 |
| 24-May-20 | 92.7 | 91.2 | 87.0 | 120.7 | 58.7 | 99.9 | 97.3 | 3.2 |
| 31-May-20 | 98.3 | 93.4 | 87.5 | 120.9 | 67.9 | 107.4 | 107.9 | 3.1 |
| 7-Jun-20 | 97.0 | 95.1 | 88.5 | 120.0 | 69.0 | 105.7 | 101.7 | 3.1 |
| 14-Jun-20 | 97.5 | 96.4 | 88.9 | 121.7 | 70.8 | 103.0 | 103.0 | 3.3 |
| 21-Jun-20 | 97.5 | 97.6 | 87.4 | 117.3 | 69.7 | 105.8 | 107.2 | 3.1 |
| 28-Jun-20 | 93.0 | 96.3 | 85.5 | 115.1 | 62.3 | 100.3 | 102.0 | 3.1 |
| 5-Jul-20 | 92.1 | 95.0 | 86.1 | 117.3 | 60.9 | 97.6 | 98.8 | 3.3 |
| 12-Jul-20 | 91.6 | 93.6 | 87.1 | 115.7 | 58.8 | 99.4 | 96.9 | 3.2 |
| 19-Jul-20 | 90.7 | 91.9 | 89.1 | 112.8 | 57.9 | 96.7 | 96.8 | 3.4 |
| 26-Jul-20 | 89.0 | 90.9 | 89.0 | 111.0 | 56.5 | 95.9 | 92.7 | 3.5 |
| 2-Aug-20 | 88.6 | 90.0 | 88.5 | 112.8 | 53.6 | 90.8 | 97.2 | 3.2 |
| 9-Aug-20 | 86.5 | 88.7 | 90.9 | 110.7 | 49.2 | 92.8 | 88.8 | 3.2 |
| 16-Aug-20 | 88.6 | 88.2 | 89.2 | 115.3 | 54.4 | 94.3 | 89.7 | 3.2 |
| 23-Aug-20 | 92.7 | 89.1 | 90.4 | 118.4 | 61.5 | 98.0 | 95.4 | 3.3 |
| 30-Aug-20 | 90.2 | 89.5 | 88.1 | 115.2 | 59.3 | 95.4 | 93.1 | 3.6 |
| 6-Sep-20 | 91.1 | 90.7 | 87.6 | 112.9 | 58.9 | 99.3 | 96.7 | 3.2 |
| 13-Sep-20 | 92.4 | 91.6 | 90.8 | 114.3 | 59.2 | 96.1 | 101.8 | 3.2 |
| 20-Sep-20 | 93.5 | 91.8 | 87.9 | 114.8 | 64.2 | 100.8 | 99.9 | 3.4 |
| 27-Sep-20 | 95.0 | 93.0 | 88.8 | 115.1 | 70.8 | 101.3 | 98.9 | 3.5 |
| 4-Oct-20 | 95.7 | 94.2 | 91.7 | 115.4 | 70.0 | 102.9 | 98.4 | 3.4 |
| 11-Oct-20 | 97.7 | 95.5 | 90.3 | 119.7 | 73.2 | 106.1 | 98.9 | 3.5 |
| 18-Oct-20 | 98.1 | 96.6 | 91.0 | 117.2 | 73.5 | 104.3 | 104.6 | 3.5 |
| 25-Oct-20 | 99.7 | 97.8 | 94.2 | 118.6 | 75.4 | 105.4 | 105.0 | 3.0 |
| 1-Nov-20 | 99.9 | 98.9 | 88.4 | 120.1 | 81.7 | 106.1 | 103.0 | 3.6 |
| 8-Nov-20 | 103.1 | 100.2 | 93.8 | 118.7 | 83.2 | 106.3 | 113.3 | 3.5 |
| 15-Nov-20 | 106.6 | 102.3 | 95.3 | 122.9 | 90.0 | 111.4 | 113.1 | 3.4 |
| 22-Nov-20 | 104.5 | 103.5 | 91.0 | 122.9 | 87.1 | 110.2 | 111.3 | 3.4 |
| 29-Nov-20 | 107.5 | 105.4 | 93.1 | 123.1 | 93.7 | 111.8 | 116.0 | 3.5 |
| 6-Dec-20 | 109.3 | 107.0 | 92.5 | 125.6 | 96.4 | 114.0 | 117.7 | 3.8 |
| 13-Dec-20 | 111.2 | 108.1 | 98.4 | 126.2 | 99.2 | 114.0 | 118.0 | 3.6 |
| 20-Dec-20 | 109.0 | 109.3 | 96.2 | 127.3 | 94.6 | 110.6 | 116.3 | 3.8 |
| 10-Jan-21 | 108.9 | 109.6 | 98.2 | 124.9 | 92.4 | 109.1 | 120.1 | 3.6 |
| 17-Jan-21 | 108.7 | 109.5 | 95.3 | 127.9 | 93.5 | 109.6 | 117.2 | 3.5 |
| 24-Jan-21 | 111.2 | 109.5 | 97.6 | 125.7 | 102.0 | 116.1 | 114.8 | 3.7 |
| 31-Jan-21 | 112.1 | 110.2 | 101.4 | 129.6 | 99.3 | 113.3 | 117.0 | 3.8 |
| 7-Feb-21 | 111.4 | 110.9 | 97.9 | 126.9 | 101.0 | 113.8 | 117.4 | 3.7 |
| 14-Feb-21 | 109.9 | 111.2 | 98.1 | 123.3 | 99.2 | 111.8 | 117.0 | 3.6 |
| 21-Feb-21 | 109.2 | 110.7 | 98.0 | 123.0 | 99.2 | 113.6 | 112.4 | 3.6 |
| 28-Feb-21 | 110.3 | 110.2 | 97.8 | 124.3 | 101.6 | 110.6 | 117.1 | 3.9 |

Source: ANZ-Roy Morgan



Important notice

[4 April 2019]

This publication is published by Australia and New Zealand Banking Group Limited ABN 11 005 357 522 ("ANZBGL") in Australia. This publication is intended as thought-leadership material. It is not published with the intention of providing any direct or indirect recommendations relating to any financial product, asset class or trading strategy.

The information in this publication is not intended to influence any person to make a decision in relation to a financial product or class of financial products. It is general in nature and does not take account of the circumstances of any individual or class of individuals. Nothing in this publication constitutes a recommendation, solicitation or offer by ANZBGL or its branches or subsidiaries (collectively "ANZ") to you to acquire a product or service, or an offer by ANZ to provide you with other products or services. All information contained in this publication is based on information available at the time of publication. While this publication has been prepared in good faith, no representation, warranty, assurance or undertaking is or will be made, and no responsibility or liability is or will be accepted by ANZ in relation to the accuracy or completeness of this publication or the use of information contained in this publication. ANZ does not provide any financial, investment, legal or taxation advice in connection with this publication.