

# ANZ-Roy Morgan Australian Consumer Confidence Media Release

17 March 2020



This is not personal advice.  
It does not consider your  
objectives or circumstances.  
Please refer to the  
Important Notice.

## Contributors

**David Plank**  
Head of Australian  
Economics  
+61 2 8037 0029  
David.Plank@anz.com

**Shaurya Mishra**  
Junior Economist  
+91 80 6795 0463  
Shaurya.Mishra@anz.com

Contact  
research@anz.com  
**Follow us on Twitter**  
@ANZ\_Research

Series available at **Bloomberg**  
AU: ALLX AUANZ <GO>  
NZ: ALLX NZANZ <GO>

Previous reports available to  
subscribers on [ANZ Live](#)

## Confidence surprisingly stable

- Confidence was down just 0.4% over the past week - a somewhat surprising result given the news flow. The Government's fiscal package may have contributed to the resilience.
- 'Current economic conditions' fell 9.3%, adding to a decline of 8% and 16.6% in the previous two readings. 'Future economic conditions' strengthened for the second week in a row rising 2.1%.
- Financial conditions subcomponents diverged, with 'Current financial conditions' gaining 3% while 'future financial conditions' declined 0.5%.
- 'Time to buy a major household item' fell by 0.2%, its third straight weekly loss and is at an 11-year low. The four-week moving average for 'inflation expectations' was stable at 4.1%.

## ANZ-Roy Morgan Consumer Confidence and inflation expectations

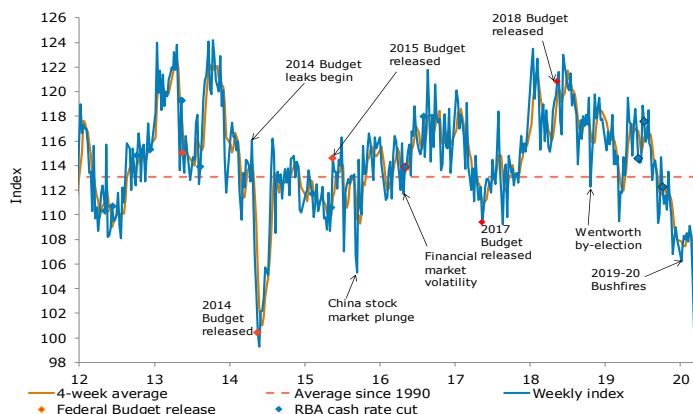
Last weekend (14-15 Mar)	Weekly change, %	Four-week average	Monthly average since 1990	Inflation expectations (four-week ma)
100	-0.4%	103.4	113.1	4.1%

Data collected last weekend (Saturday and Sunday), based on around 1,000 face-to-face interviews. Not seasonally adjusted. Further data history on page 6.

## ANZ Head of Australian Economics, David Plank, commented:

Despite all the gloom last week, confidence only fell marginally. It is, however, at its lowest level since 2009. This is the more important point. The weakness was predominantly due to another sharp drop in the current economic conditions subcomponent. This component is now approaching the lows seen during the GFC. The divergence between financial and economic conditions remains large. The labour market will likely determine how that gap is closed, which makes this week's employment data important. We are expecting bad news, with an outright drop in employment likely. Offsetting this may be a further stimulus package from the Commonwealth Government, which will add to the fiscal stimulus now being delivered by a number of states. The RBA is also set to cut to 0.25% and announce QE on Thursday.

## Confidence decline 0.4%

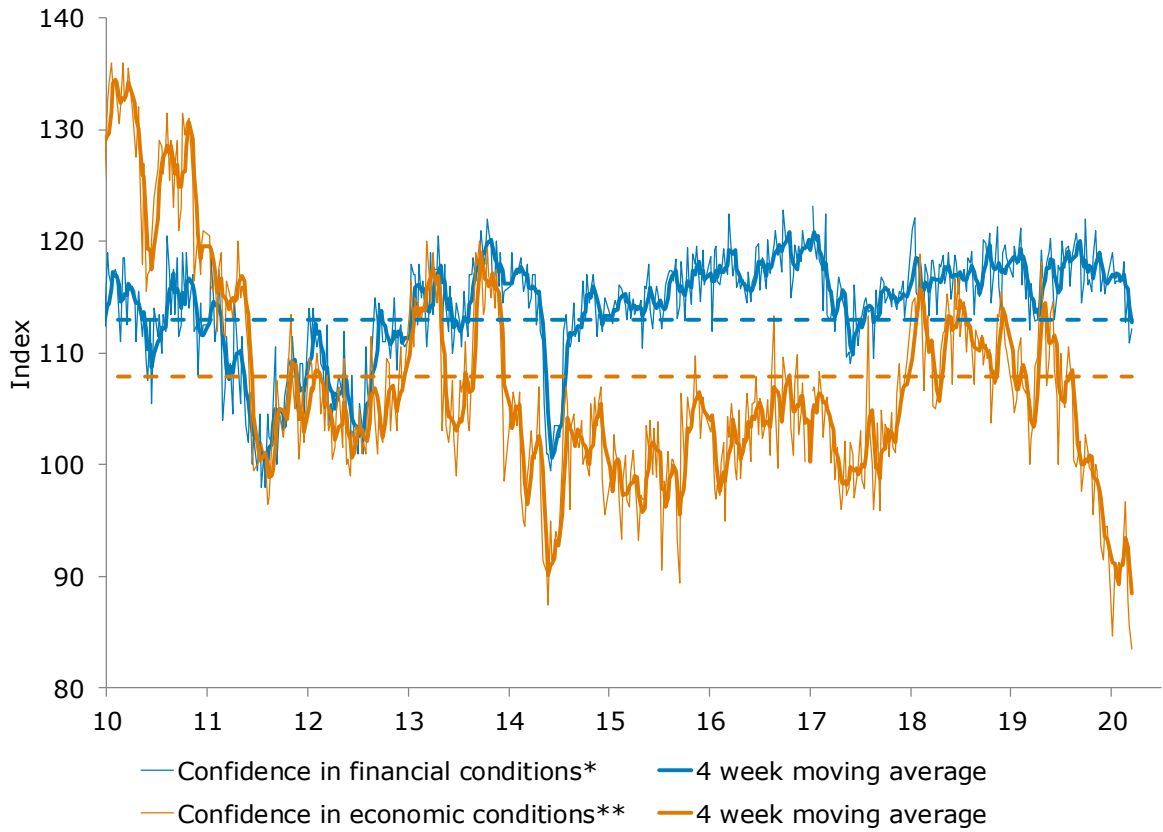


Source: ANZ-Roy Morgan, ANZ Research



# Charts

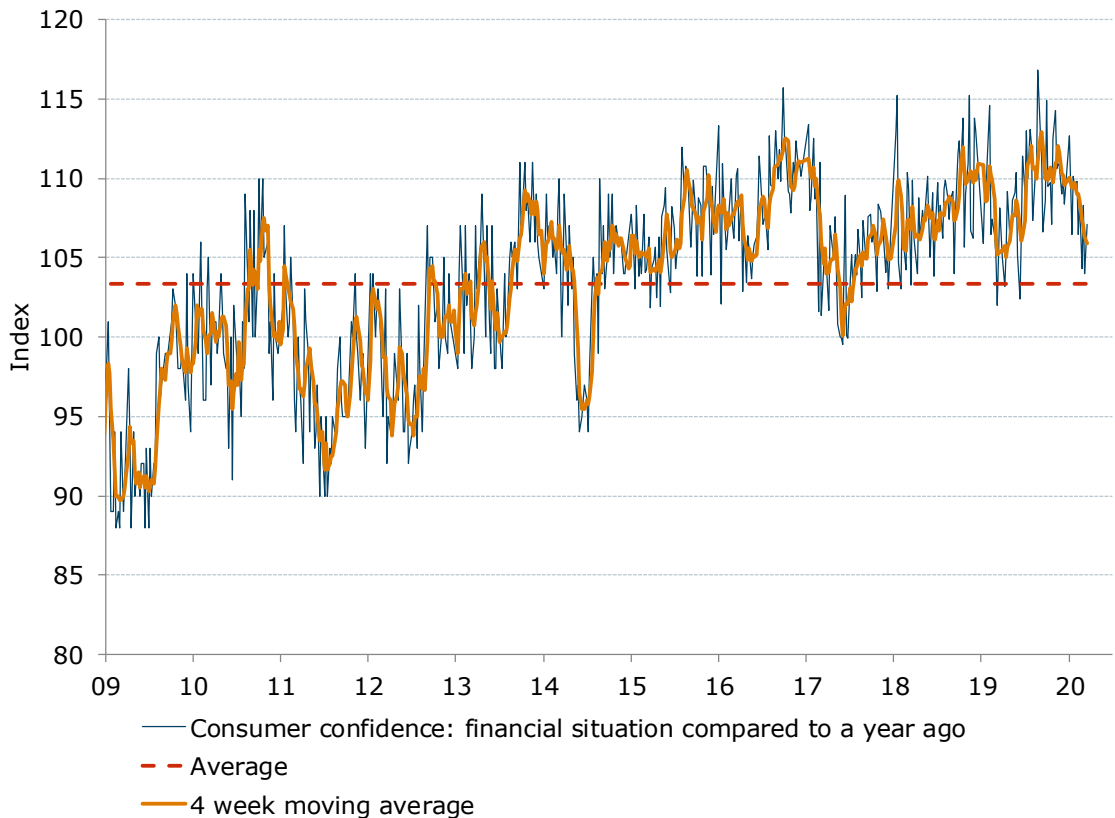
**Figure 1. 'Financial' and 'economic' conditions diverge**



Source: ANZ-Roy Morgan

Note: \*Financial conditions index is an average of 'financial situation compared to a year ago' and 'financial situation next year' sub-indices. \*\*Economic conditions index is an average of 'economic conditions in 12 months' and 'economic conditions in five years' sub-indices.

**Figure 2. 'Current finances' gain 3% compared to a decline of 4% previously**

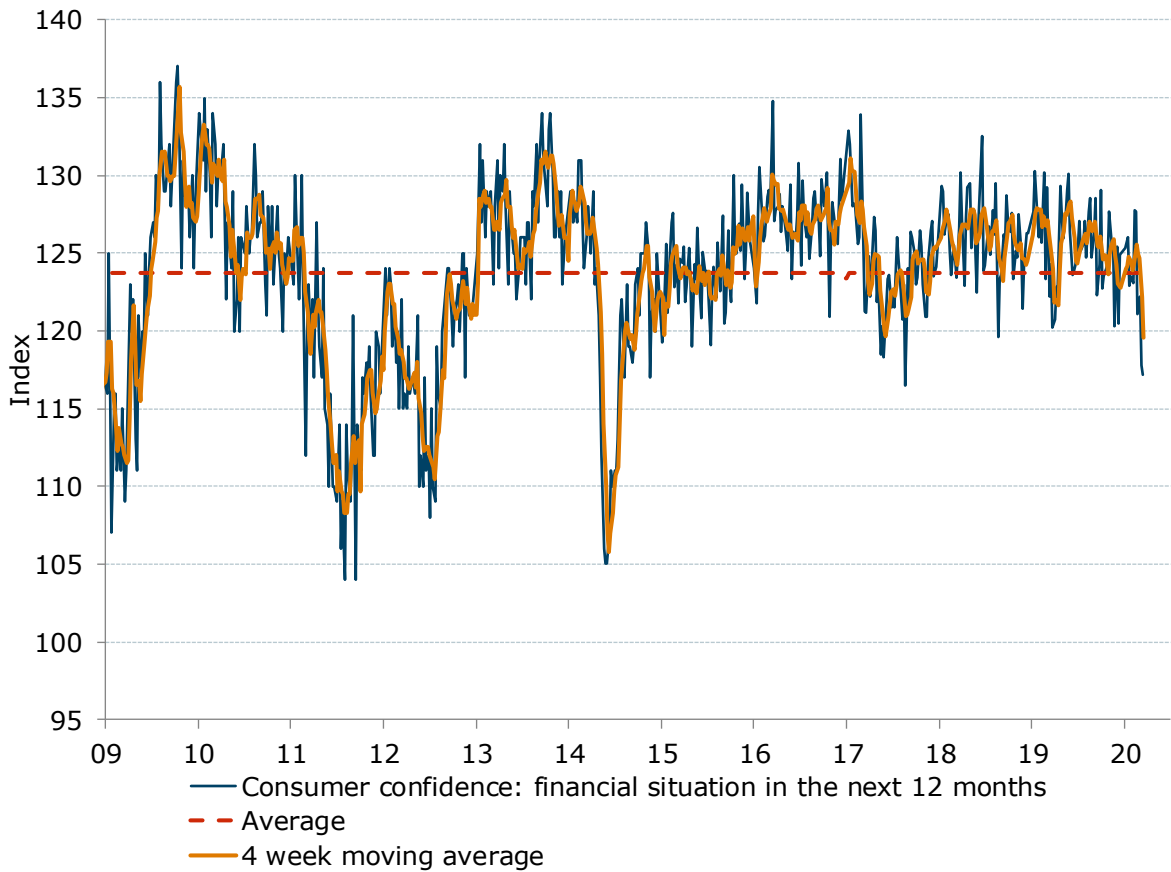


Source: ANZ-Roy Morgan



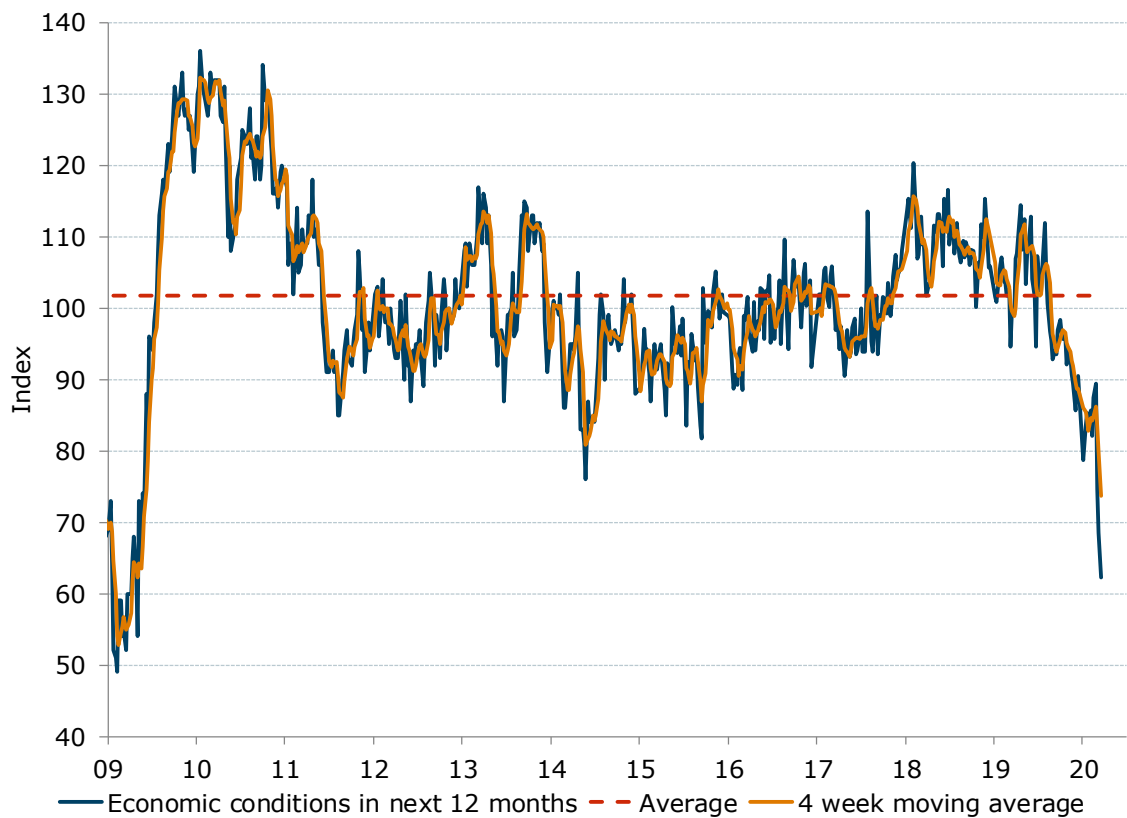
## Charts

**Figure 3. 'Future financial conditions' decline 0.5%**



Source: ANZ-Roy Morgan

**Figure 4. 'Current economic conditions' fell significantly, declining 9.3%**

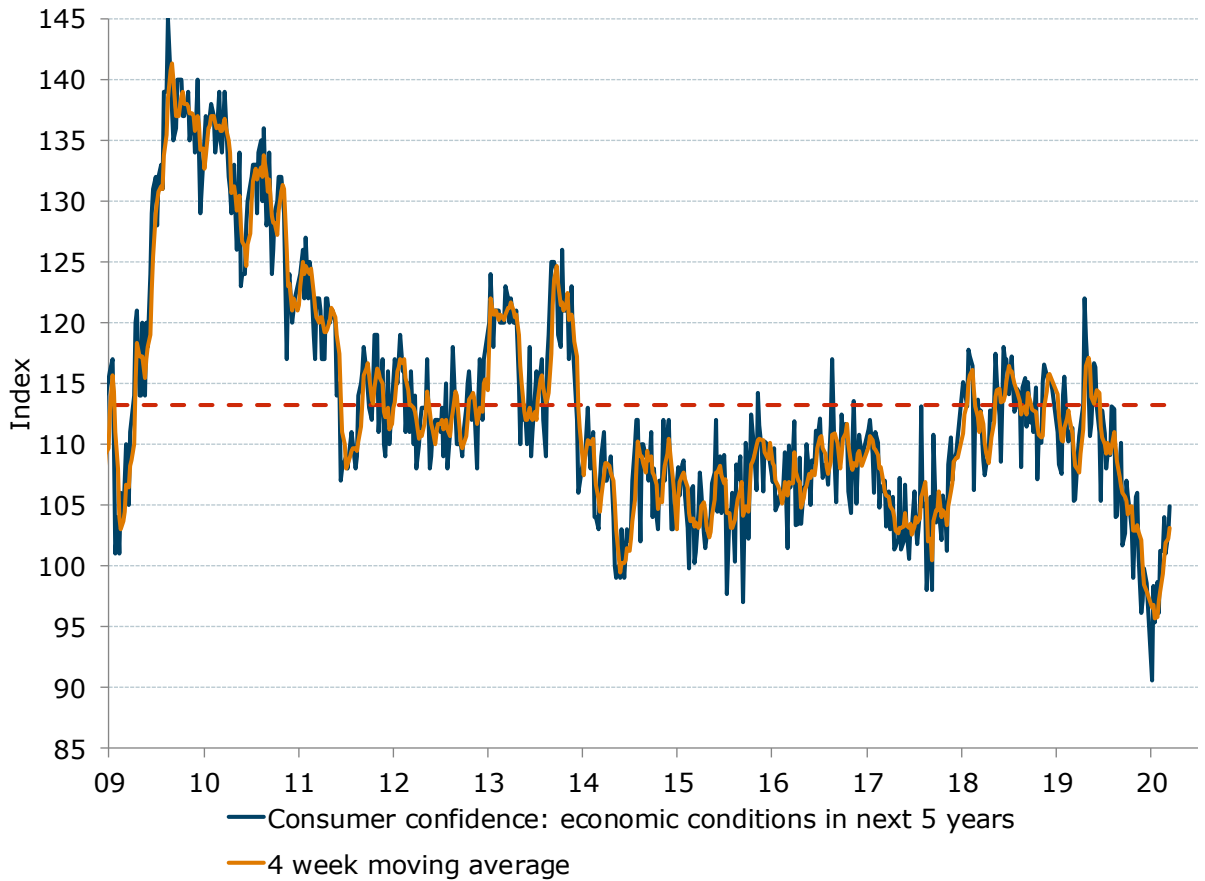


Source: ANZ-Roy Morgan



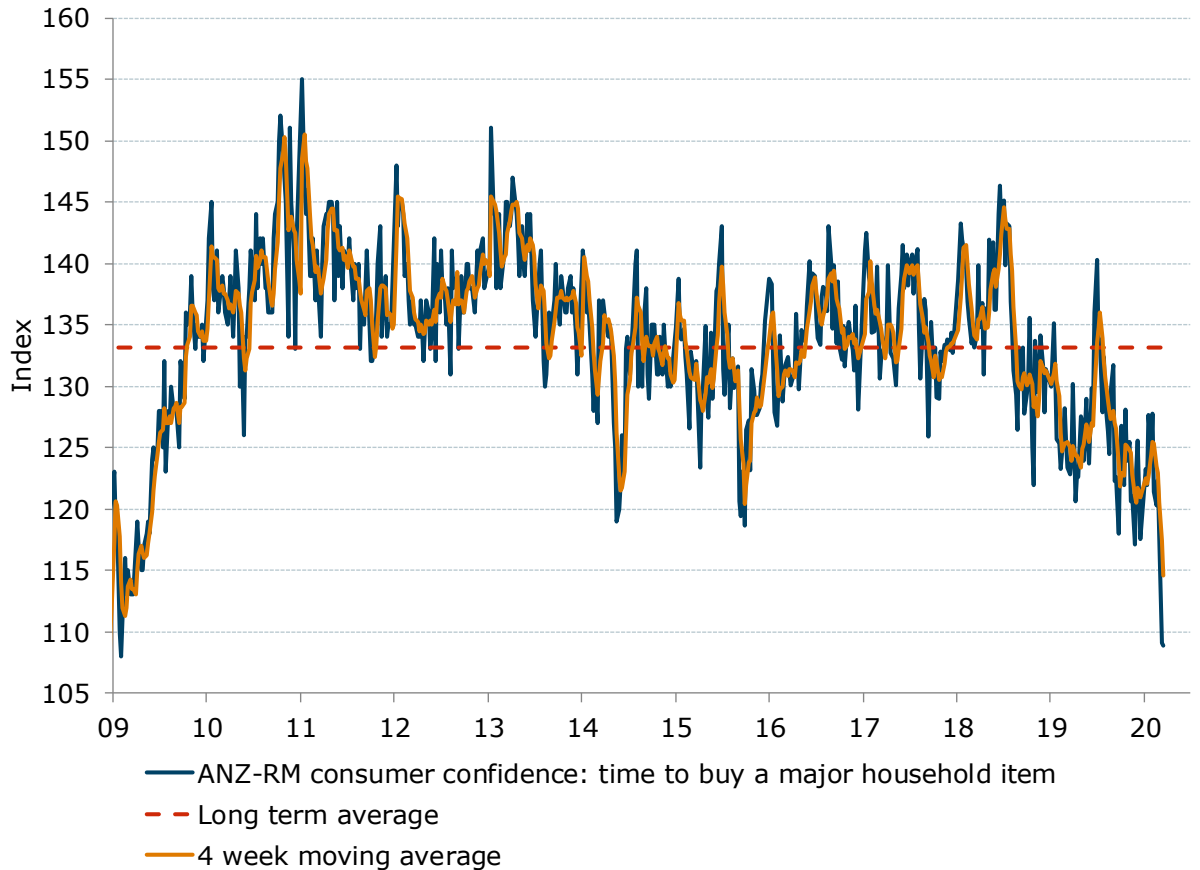
## Charts

**Figure 5. 'Future economic conditions' gained 2.1%**



Source: ANZ-Roy Morgan

**Figure 6. 'Time to buy a household item' decline 0.2% and way below the long term average**

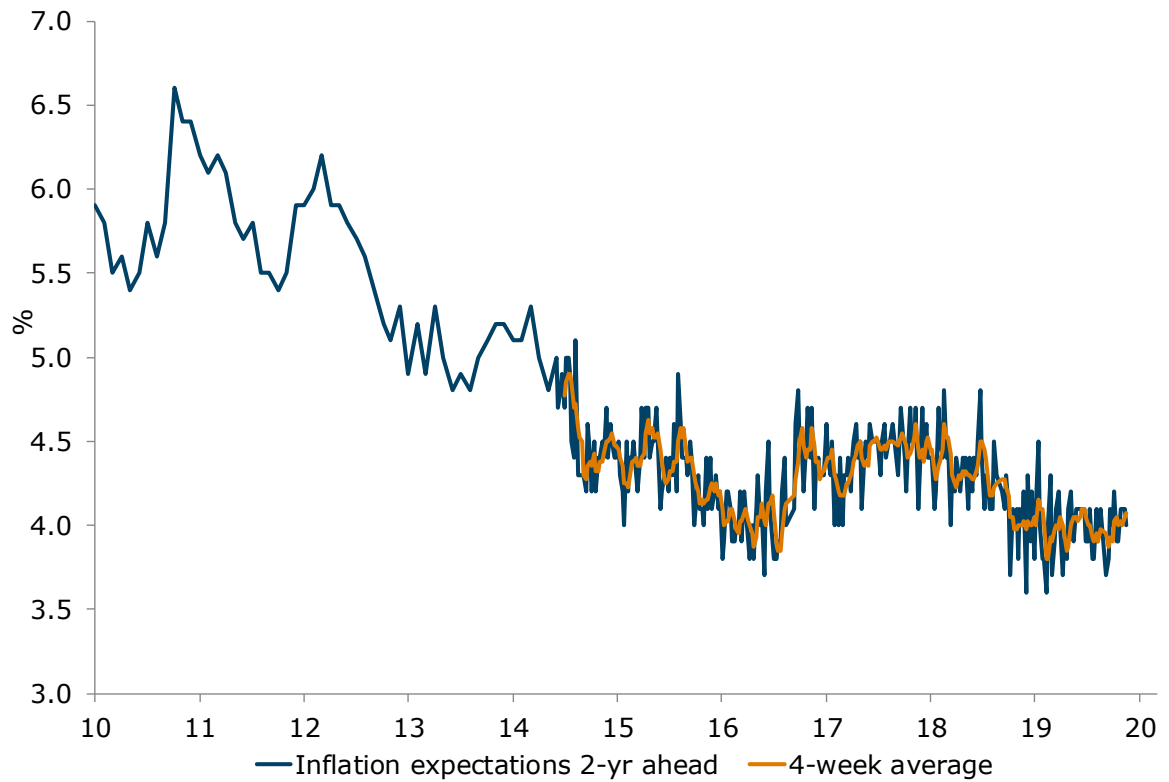


Source: ANZ-Roy Morgan



## Charts

**Figure 7. Four-week moving average 'inflation expectations' stable at 4.1%.**



\* Data from Oct-2014 is weekly.  
Data prior to that is monthly.

Source: ANZ-Roy Morgan



## Data table

Table 1. ANZ-Roy Morgan Australian Consumer Confidence

	Headline index		Subindices				Inflation Expectations	
	Last week	4-week moving average	1. Financial situation compared to a year ago	2. Financial situation next year	3. Economic conditions next year	4. Economic conditions next 5 years	5. Time to buy a major household item	6. Inflation expectations 2-year ahead (%)
<b>Avg since 2001</b>	116	-	103	124	105	114	134	-
<b>2011 avg</b>	114	-	97	117	101	116	140	6.0
<b>2012 avg</b>	113	-	99	118	97	113	138	5.8
<b>2013 avg</b>	119	-	104	128	106	118	139	5.0
<b>2014 avg</b>	111	-	104	121	94	106	132	4.9
<b>2015 avg</b>	112	-	107	124	94	106	131	4.4
<b>2016 avg</b>	115	-	109	127	99	108	134	4.1
<b>21-Apr-19</b>	119.5	115.7	109.2	129.3	114.4	122.0	122.6	4.2
<b>28-Apr-19</b>	117.6	116.4	106.3	127.4	108.1	118.8	127.5	3.8
<b>5-May-19</b>	117.3	117.4	106.5	125.9	112.5	114.5	127.1	4.1
<b>12-May-19</b>	114.8	117.3	108.6	127.6	103.4	110.7	123.9	4.5
<b>19-May-19</b>	117.2	116.7	109.1	129.1	107.3	111.7	129.0	4.0
<b>26-May-19</b>	118.6	117.0	110.4	130.1	110.5	116.7	125.3	3.8
<b>2-Jun-19</b>	116.9	116.9	105.2	126.4	112.8	116.4	123.7	3.8
<b>9-Jun-19</b>	114.6	116.8	102.4	123.6	104.0	113.1	129.8	3.6
<b>16-Jun-19</b>	114.2	116.1	106.4	123.9	101.6	111.0	128.2	4.0
<b>23-Jun-19</b>	114.3	115.0	111.4	124.2	94.6	105.4	136.0	4.3
<b>30-Jun-19</b>	118.9	115.5	109.0	125.5	107.2	112.8	140.3	3.7
<b>7-Jul-19</b>	117.6	116.3	113.0	127.1	103.3	110.9	133.8	3.9
<b>14-Jul-19</b>	115.9	116.7	110.0	125.2	102.3	108.0	133.8	4.1
<b>21-Jul-19</b>	116.3	117.2	113.1	125.6	105.8	109.1	127.9	4.2
<b>28-Jul-19</b>	118.5	117.1	112.1	127.1	111.9	109.1	132.4	4.0
<b>4-Aug-19</b>	115.8	116.6	107.3	124.7	105.1	113.2	128.9	3.7
<b>11-Aug-19</b>	115.5	116.5	110.1	127.7	100.6	112.9	126.3	3.9
<b>18-Aug-19</b>	112.8	115.7	110.3	128.5	96.8	104.0	124.5	3.8
<b>25-Aug-19</b>	114.1	114.6	116.8	124.7	95.4	104.2	129.5	4.1
<b>1-Sep-19</b>	114.4	114.2	113.0	126.3	92.8	108.2	131.7	4.2
<b>8-Sep-19</b>	113.3	113.7	111.7	128.5	94.1	110.1	122.3	4.0
<b>15-Sep-19</b>	109.3	112.8	106.6	122.3	93.5	101.7	122.6	3.9
<b>22-Sep-19</b>	110.1	111.8	108.6	124.3	96.9	102.7	118.0	4.1
<b>29-Sep-19</b>	114.7	111.9	114.9	129.1	98.3	107.0	124.3	4.1
<b>6-Oct-19</b>	112.3	111.6	109.5	122.7	96.6	105.8	126.8	4.1
<b>13-Oct-19</b>	110.9	112.0	109.7	123.5	95.6	104.0	121.9	4.1
<b>20-Oct-19</b>	111.6	112.4	107.1	124.0	95.9	102.9	128.1	4.1
<b>27-Oct-19</b>	110.4	111.3	112.5	124.5	92.1	99.0	123.9	3.9
<b>3-Nov-19</b>	113.5	111.6	114.3	127.7	94.5	105.7	125.5	3.9
<b>10-Nov-19</b>	111.1	111.7	110.6	125.6	93.0	106.0	120.6	4.1
<b>17-Nov-19</b>	109.9	111.2	110.9	125.8	90.6	100.8	121.1	3.8
<b>24-Nov-19</b>	106.8	110.3	110.8	120.3	89.4	96.2	117.1	3.8
<b>1-Dec-19</b>	108.1	109.0	109.0	125.4	85.7	97.2	123.3	4.1
<b>8-Dec-19</b>	109.0	108.5	110.1	120.5	89.0	99.8	125.6	3.9
<b>15-Dec-19</b>	108.0	108.0	108.4	124.9	90.4	98.6	117.6	4.1
<b>5-Jan-20</b>	106.2	107.8	112.7	125.3	78.7	90.6	123.3	3.7
<b>12-Jan-20</b>	107.3	107.6	106.5	126.0	83.5	98.4	121.9	3.8
<b>19-Jan-20</b>	108.3	107.5	110.1	122.9	85.3	95.4	127.6	4.1
<b>26-Jan-20</b>	108.0	107.5	109.5	123.5	83.8	98.7	124.5	4.0
<b>2-Feb-20</b>	108.5	108.0	109.8	123.1	85.6	96.2	127.8	4.2
<b>9-Feb-20</b>	107.8	108.2	106.5	127.8	82.1	101.3	121.4	3.9
<b>16-Feb-20</b>	109.1	108.4	108.6	127.7	87.4	101.3	120.3	3.9
<b>23-Feb-20</b>	108.3	108.4	104.3	121.1	89.5	104.0	122.4	4.1
<b>1-Mar-20</b>	104.8	107.5	108.3	122.2	74.6	101.0	117.8	4.1
<b>8-Mar-20</b>	100.4	105.7	104.0	117.8	68.6	102.7	109.1	4.1
<b>15-Mar-20</b>	100.0	103.4	107.1	117.2	62.2	104.9	108.9	4.0

Source: ANZ-Roy Morgan



## Important notice

---

[4 April 2019]

This publication is published by Australia and New Zealand Banking Group Limited ABN 11 005 357 522 ("ANZBGL") in Australia. This publication is intended as thought-leadership material. It is not published with the intention of providing any direct or indirect recommendations relating to any financial product, asset class or trading strategy.

The information in this publication is not intended to influence any person to make a decision in relation to a financial product or class of financial products. It is general in nature and does not take account of the circumstances of any individual or class of individuals. Nothing in this publication constitutes a recommendation, solicitation or offer by ANZBGL or its branches or subsidiaries (collectively "ANZ") to you to acquire a product or service, or an offer by ANZ to provide you with other products or services. All information contained in this publication is based on information available at the time of publication. While this publication has been prepared in good faith, no representation, warranty, assurance or undertaking is or will be made, and no responsibility or liability is or will be accepted by ANZ in relation to the accuracy or completeness of this publication or the use of information contained in this publication. ANZ does not provide any financial, investment, legal or taxation advice in connection with this publication.