

ANZ-Roy Morgan Australian Consumer Confidence Media Release

2 June 2020



This is not personal advice. It does not consider your objectives or circumstances. Please refer to the Important Notice.

Contributors

David Plank
Head of Australian Economics
+61 2 8037 0029
David.Plank@anz.com

Shaurya Mishra
Junior Economist
+91 80 6795 0463
Shaurya.Mishra@anz.com

Contact
research@anz.com
Follow us on Twitter @ANZ_Research

Series available at **Bloomberg**
AU: ALLX AUANZ <GO >
NZ: ALLX NZANZ <GO >

Previous reports available to subscribers on [ANZ Live](#)

Confidence on a ninth straight weekly gain

- Confidence strengthened further last week, with all the sub-indices gaining compared to the previous reading. The nine-week run is the most extended run of consecutive gains since the index changed to a weekly format in 2008.
- Confidence in economic conditions gained substantially, with 'current economic conditions' up 15.7% and 'future economic conditions' up 7.5%.
- 'Current finances' gained 0.6%, while 'future finances' gained 0.2% to sit just 2.1% below the long-run average.
- 'Time to buy a major household item' rose 10.9%, its fourth straight gain.
- The four-week moving average for 'inflation expectations' was stable at 3.3%.

ANZ-Roy Morgan Consumer Confidence and inflation expectations

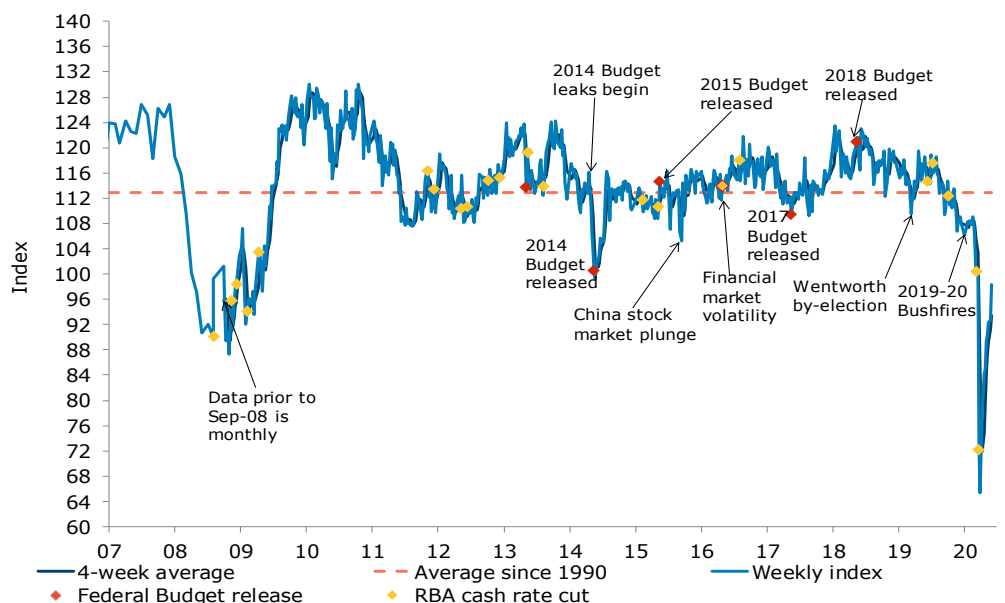
Last weekend (30-31 May)	Weekly change, %	Four-week average	Monthly average since 1990	Inflation expectations (four-week ma)
98.3	6%	93.4	112.9	3.3%

This weekly ANZ-Roy Morgan Australian Consumer Confidence Rating is based on 1,514 interviews conducted online and over the telephone on the weekend. Not seasonally adjusted. Further data history on page 6.

ANZ Head of Australian Economics, David Plank, commented:

On the back of strong gains in the 'economic conditions' subindices, confidence strengthened further last week. Nine weekly gains in a row is unprecedented. To be fair, though, so was the depth of the starting point. More good news about control of the pandemic and the consequent relaxation of restrictions is key to the lift in sentiment. Expectations of residential housing stimulus and lower petrol prices may also be playing a role. Though lower petrol prices are also contributing to the record low in inflation expectations.

Confidence up 6%

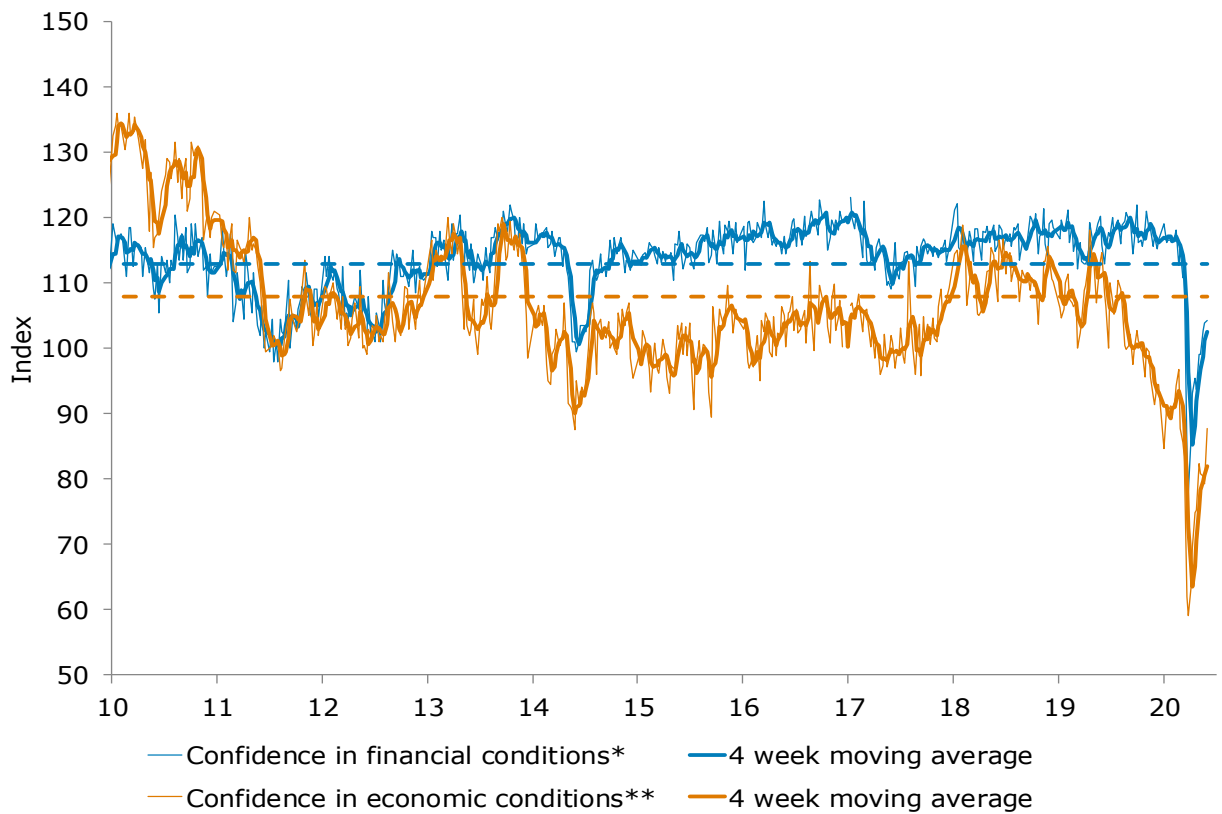


Source: ANZ-Roy Morgan, ANZ Research



Charts

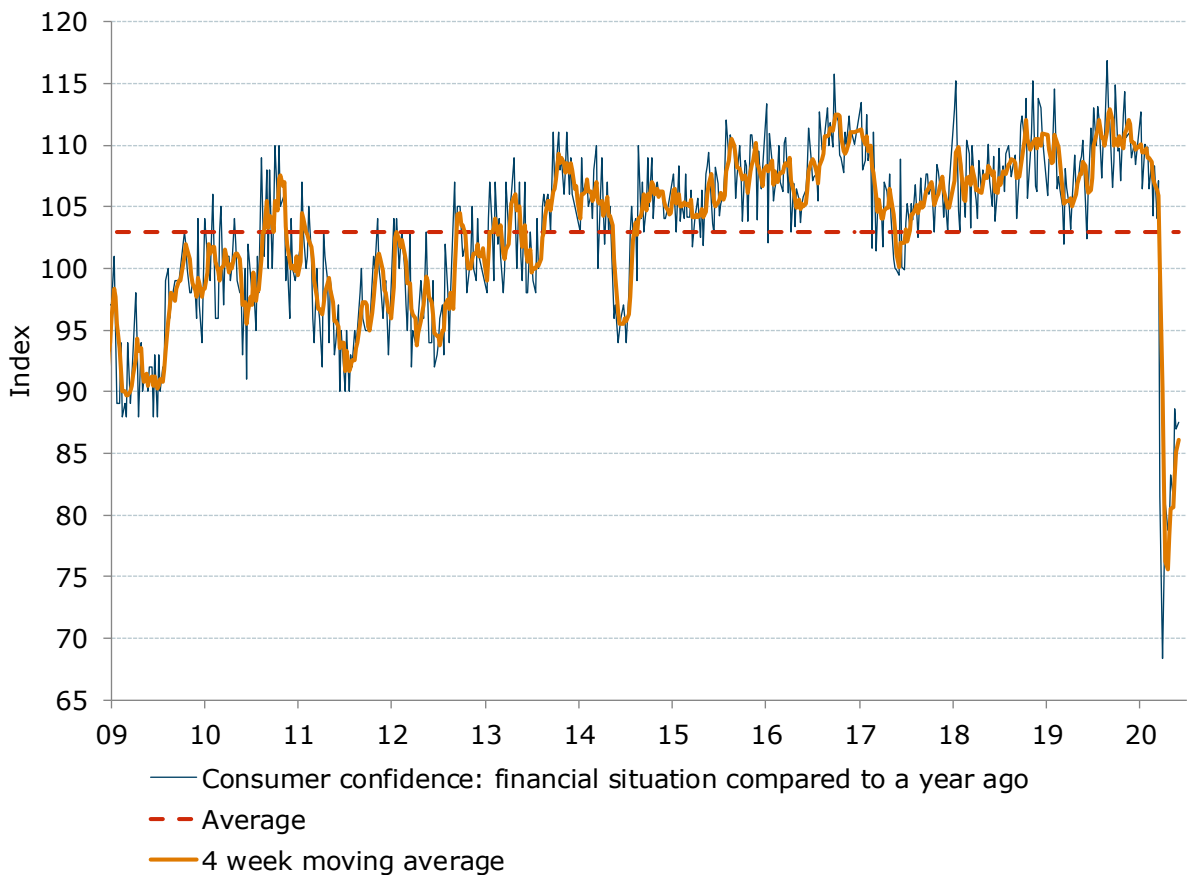
Figure 1. 'Financial' and 'economic' conditions rose in unison



Source: ANZ-Roy Morgan

Note: *Financial conditions index is an average of 'financial situation compared to a year ago' and 'financial situation next year' sub-indices. **Economic conditions index is an average of 'economic conditions in 12 months' and 'economic conditions in five years' sub-indices.

Figure 2. 'Current finances' marginally up

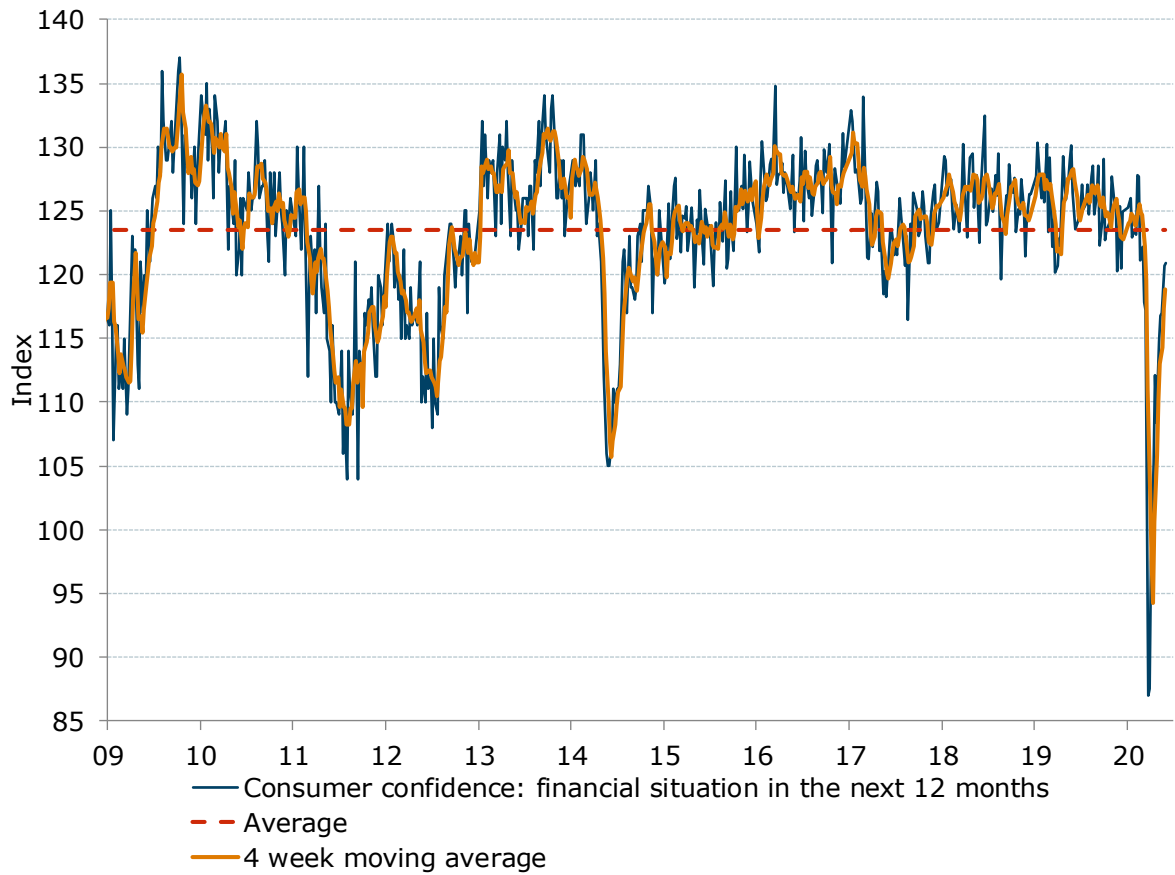


Source: ANZ-Roy Morgan



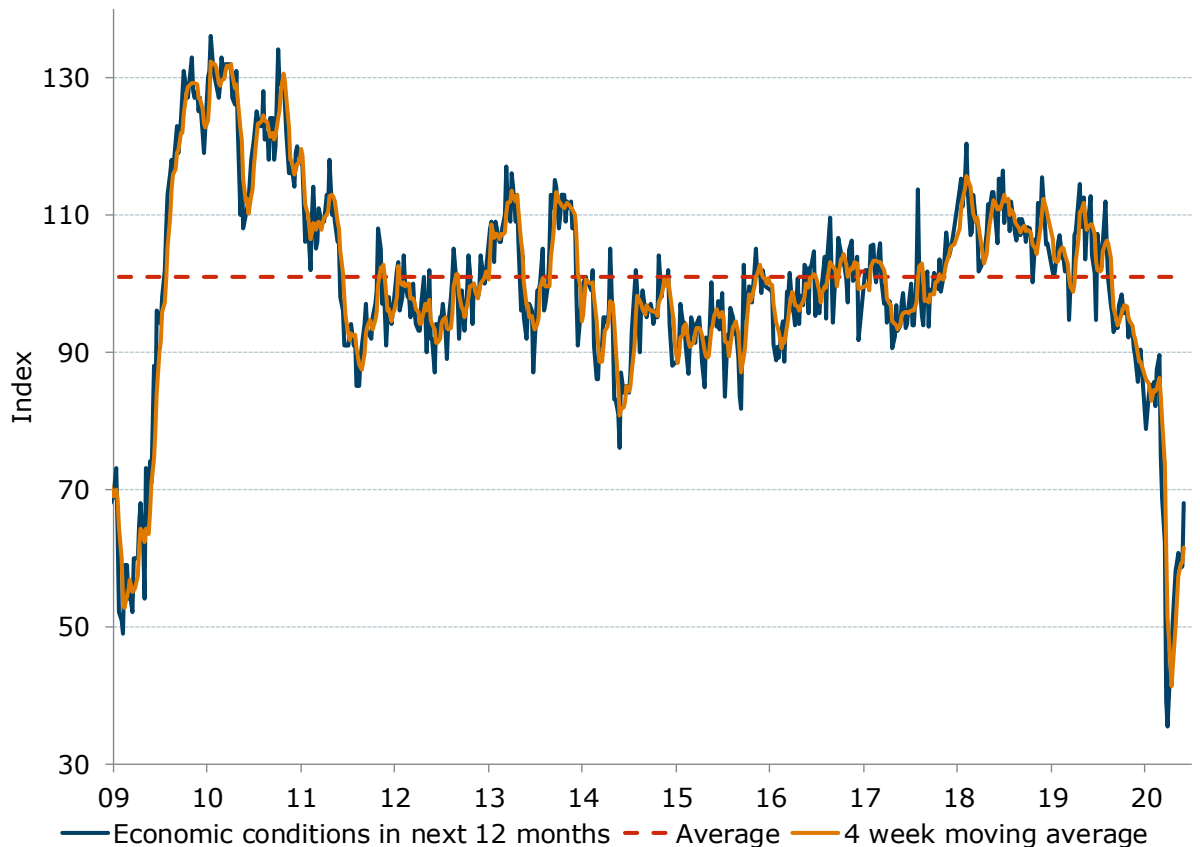
Charts

Figure 3. 'Future financial conditions' closing on the long-run average



Source: ANZ-Roy Morgan

Figure 4. 'Current economic conditions' up by a massive 15.7%, but still way below the long term average

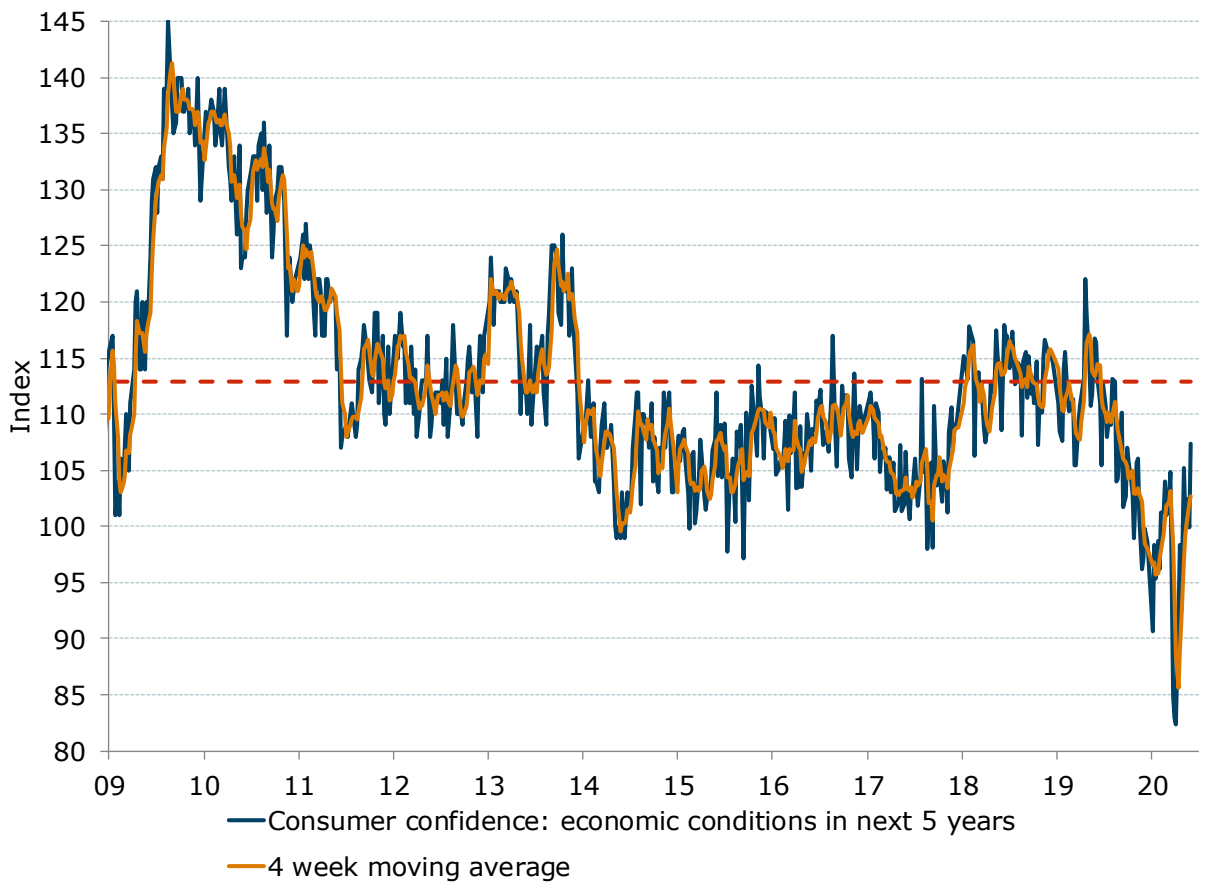


Source: ANZ-Roy Morgan



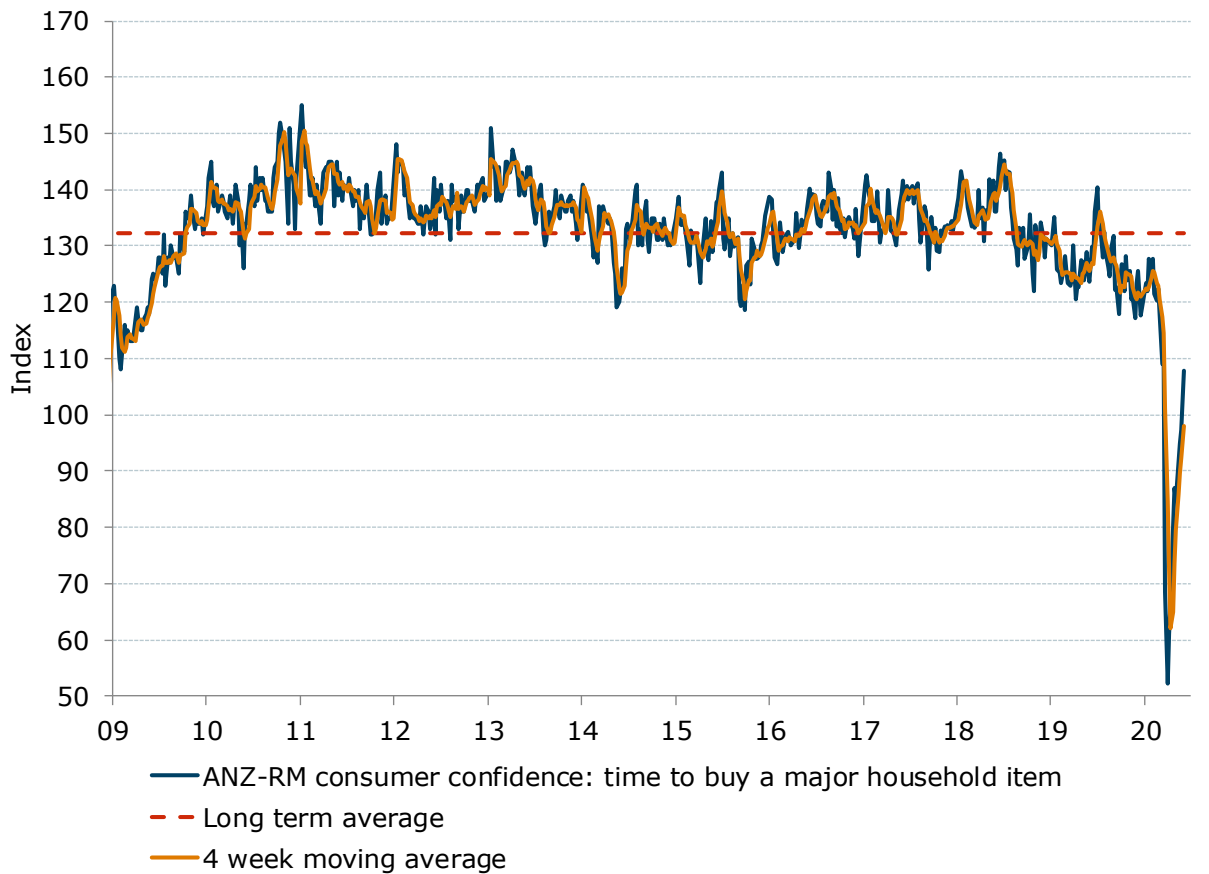
Charts

Figure 5. 'Future economic conditions' also gained



Source: ANZ-Roy Morgan

Figure 6. 'Time to buy a household item' gained 10.9%, its fourth straight weekly gain

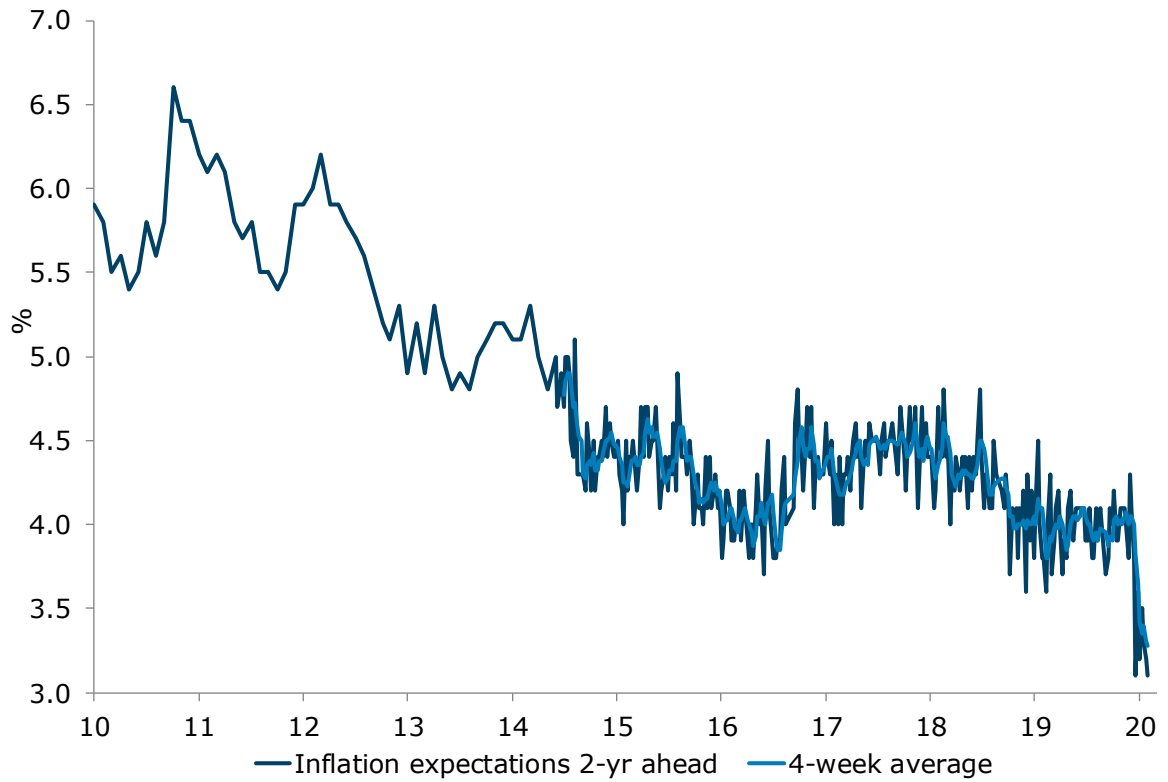


Source: ANZ-Roy Morgan



Charts

Figure 7. Four-week moving average 'inflation expectations' were stable at 3.3%



* Data from Oct-2014 is weekly.
Data prior to that is monthly.

Source: ANZ-Roy Morgan



Data table

Table 1. ANZ-Roy Morgan Australian Consumer Confidence

	Headline index		Subindices				Inflation Expectations	
	Last week	4-week moving average	1. Financial situation compared to a year ago	2. Financial situation next year	3. Economic conditions next year	4. Economic conditions next 5 years	5. Time to buy a major household item	6. Inflation expectations 2-year ahead (%)
Avg since 2001	116	-	103	124	105	113	134	-
2011 avg	114	-	97	117	101	116	140	6.0
2012 avg	113	-	99	118	97	113	138	5.8
2013 avg	119	-	104	128	106	118	139	5.0
2014 avg	111	-	104	121	94	106	132	4.9
2015 avg	112	-	107	124	94	106	131	4.4
2016 avg	115	-	109	127	99	108	134	4.1
2017 avg	114	-	105	124	100	105	135	4.4
2018 avg	119	-	108	126	109	113	135	4.4
2019 avg	114	-	109	126	101	109	126	4.0
07-Jul-19	117.6	116.3	113.0	127.1	103.3	110.9	133.8	3.9
14-Jul-19	115.9	116.7	110.0	125.2	102.3	108.0	133.8	4.1
21-Jul-19	116.3	117.2	113.1	125.6	105.8	109.1	127.9	4.2
28-Jul-19	118.5	117.1	112.1	127.1	111.9	109.1	132.4	4.0
04-Aug-19	115.8	116.6	107.3	124.7	105.1	113.2	128.9	3.7
11-Aug-19	115.5	116.5	110.1	127.7	100.6	112.9	126.3	3.9
18-Aug-19	112.8	115.7	110.3	128.5	96.8	104.0	124.5	3.8
25-Aug-19	114.1	114.6	116.8	124.7	95.4	104.2	129.5	4.1
01-Sep-19	114.4	114.2	113.0	126.3	92.8	108.2	131.7	4.2
08-Sep-19	113.3	113.7	111.7	128.5	94.1	110.1	122.3	4.0
15-Sep-19	109.3	112.8	106.6	122.3	93.5	101.7	122.6	3.9
22-Sep-19	110.1	111.8	108.6	124.3	96.9	102.7	118.0	4.1
29-Sep-19	114.7	111.9	114.9	129.1	98.3	107.0	124.3	4.1
06-Oct-19	112.3	111.6	109.5	122.7	96.6	105.8	126.8	4.1
13-Oct-19	110.9	112.0	109.7	123.5	95.6	104.0	121.9	4.1
20-Oct-19	111.6	112.4	107.1	124.0	95.9	102.9	128.1	4.1
27-Oct-19	110.4	111.3	112.5	124.5	92.1	99.0	123.9	3.9
03-Nov-19	113.5	111.6	114.3	127.7	94.5	105.7	125.5	3.9
10-Nov-19	111.1	111.7	110.6	125.6	93.0	106.0	120.6	4.1
17-Nov-19	109.9	111.2	110.9	125.8	90.6	100.8	121.1	3.8
24-Nov-19	106.8	110.3	110.8	120.3	89.4	96.2	117.1	3.8
01-Dec-19	108.1	109.0	109.0	125.4	85.7	97.2	123.3	4.1
08-Dec-19	109.0	108.5	110.1	120.5	89.0	99.8	125.6	3.9
15-Dec-19	108.0	108.0	108.4	124.9	90.4	98.6	117.6	4.1
05-Jan-20	106.2	107.8	112.7	125.3	78.7	90.6	123.3	3.7
12-Jan-20	107.3	107.6	106.5	126.0	83.5	98.4	121.9	3.8
19-Jan-20	108.3	107.5	110.1	122.9	85.3	95.4	127.6	4.1
26-Jan-20	108.0	107.5	109.5	123.5	83.8	98.7	124.5	4.0
02-Feb-20	108.5	108.0	109.8	123.1	85.6	96.2	127.8	4.2
09-Feb-20	107.8	108.2	106.5	127.8	82.1	101.3	121.4	3.9
16-Feb-20	109.1	108.4	108.6	127.7	87.4	101.3	120.3	3.9
23-Feb-20	108.3	108.4	104.3	121.1	89.5	104.0	122.4	4.1
01-Mar-20	104.8	107.5	108.3	122.2	74.6	101.0	117.8	4.1
08-Mar-20	100.4	105.7	104.0	117.8	68.6	102.7	109.1	4.1
15-Mar-20	100.0	103.4	107.1	117.2	62.2	104.9	108.9	4.0
22-Mar-20	72.2	94.4	81.5	87.0	39.1	84.9	68.4	3.8
29-Mar-20	65.3	84.5	68.4	87.5	35.4	82.9	52.1	4.3
05-Apr-20	71.9	77.4	74.4	97.5	44.1	82.4	61.2	4.1
12-Apr-20	78.2	71.9	80.9	105.2	46.9	92.1	66.1	3.8
19-Apr-20	84.2	74.9	78.8	112.1	51.4	98.3	80.3	3.1
26-Apr-20	85.0	79.8	79.1	108.4	58.1	92.5	86.9	3.6
03-May-20	89.5	84.2	83.3	114.8	59.4	105.2	84.7	3.2
10-May-20	90.3	87.3	81.4	116.8	60.7	100.9	91.6	3.5
17-May-20	92.3	89.3	88.6	117.0	58.5	102.4	94.9	3.3
24-May-20	92.7	91.2	87.0	120.7	58.7	99.9	97.3	3.2
31-May-20	98.3	93.4	87.5	120.9	67.9	107.4	107.9	3.1

Source: ANZ-Roy Morgan



Important notice

[4 April 2019]

This publication is published by Australia and New Zealand Banking Group Limited ABN 11 005 357 522 ("ANZBGL") in Australia. This publication is intended as thought-leadership material. It is not published with the intention of providing any direct or indirect recommendations relating to any financial product, asset class or trading strategy.

The information in this publication is not intended to influence any person to make a decision in relation to a financial product or class of financial products. It is general in nature and does not take account of the circumstances of any individual or class of individuals. Nothing in this publication constitutes a recommendation, solicitation or offer by ANZBGL or its branches or subsidiaries (collectively "ANZ") to you to acquire a product or service, or an offer by ANZ to provide you with other products or services. All information contained in this publication is based on information available at the time of publication. While this publication has been prepared in good faith, no representation, warranty, assurance or undertaking is or will be made, and no responsibility or liability is or will be accepted by ANZ in relation to the accuracy or completeness of this publication or the use of information contained in this publication. ANZ does not provide any financial, investment, legal or taxation advice in connection with this publication.