

# ANZ-Roy Morgan Australian Consumer Confidence Media Release

10 December 2019



This is not personal advice. It does not consider your objectives or circumstances. Please refer to the Important Notice.

**Contributors**  
**David Plank**  
**Head of Australian Economics**  
 +61 2 8037 0029  
[David.Plank@anz.com](mailto:David.Plank@anz.com)

**Bansi Madhavani**  
**Economist**  
 +91 80 6795 0595  
[Bansi.Madhavani@anz.com](mailto:Bansi.Madhavani@anz.com)

**Follow us on Twitter**  
[@ANZ\\_Research](https://twitter.com/ANZ_Research)

**Contact**  
[research@anz.com](mailto:research@anz.com)

Series available at  
**Bloomberg**  
 AU: ALLX AUANZ <GO>  
 NZ: ALLX NZANZ <GO>

Previous reports available to subscribers on [ANZ Live](#)

## Confidence retains positive momentum

- ANZ-Roy Morgan Australian Consumer Confidence rose 0.8%, continuing the upward momentum of the previous week. The gain was led by a lift in sentiment surrounding economic conditions – both for the next year and the long term.
- Current finances gained 1%, while future financial conditions fell 3.9% and, in contrast to current finances, are below average.
- Current economic conditions revived from its lowest point in four years, gaining 3.9%. Future economic conditions also strengthened and gained 2.7%. Both remain well below average.
- 'Time to buy a major household item' gained 1.9%, building on last week's stellar gain of 5.3%. It remains well below its long-run average, however.
- The four-week moving average of inflation expectations was down 0.1ppt to 3.9%, as the weekly reading softened to 3.9% from 4.1%.

## ANZ-Roy Morgan Consumer Confidence and inflation expectations

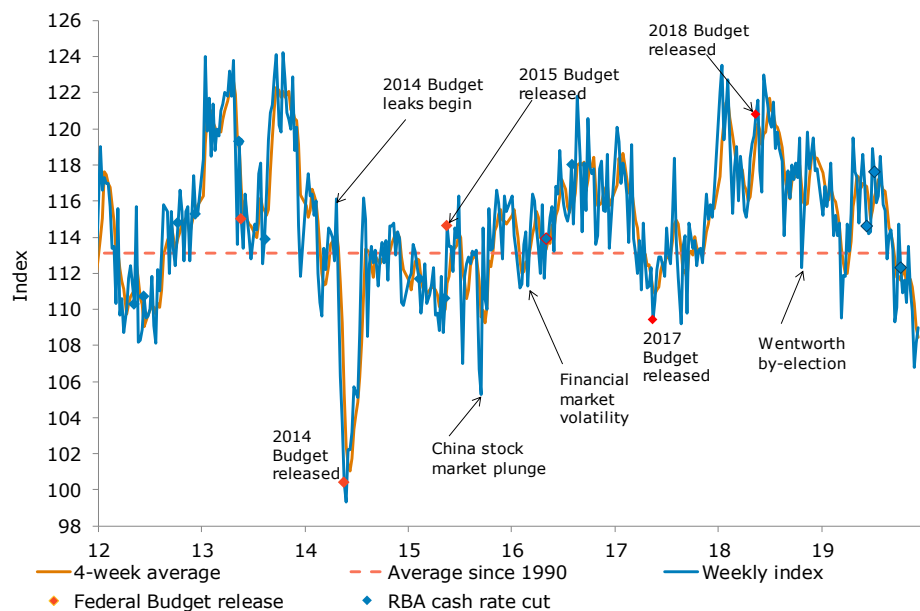
Last weekend (7-8 Dec)	Weekly change, %	Four-week average	Monthly average since 1990	Inflation expectations (4-week ma)
109.0	0.8%	108.5	113.1	3.9%

Data collected last weekend (Saturday and Sunday), based on around 1,000 face-to-face interviews. Not seasonally adjusted. Further data history on page 6.

## ANZ Head of Australian Economics, David Plank, commented:

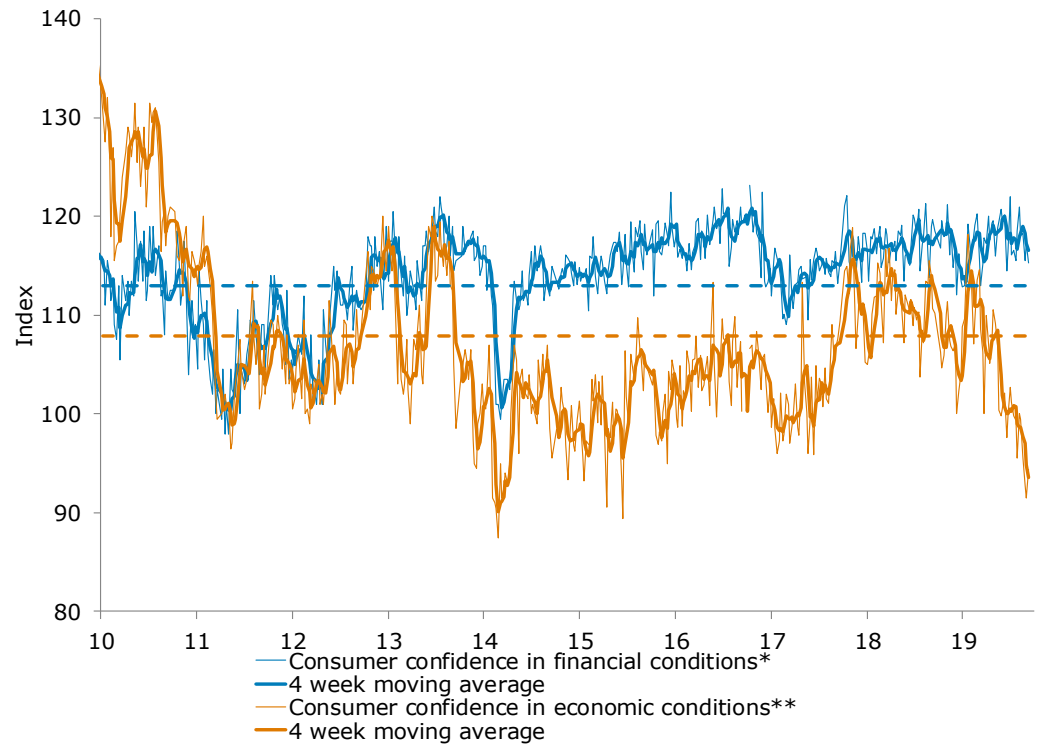
It is encouraging to see a second week of positive momentum in consumer confidence. Especially given the slew of negative news over the past week: weaker than expected GDP, soft retail sales, bush fires and the smoke haze in Sydney and much of New South Wales. It is possible that the RBA's positive outlook supported sentiment. Continued gains in house prices may also be supporting sentiment.

## Confidence gains 0.8%





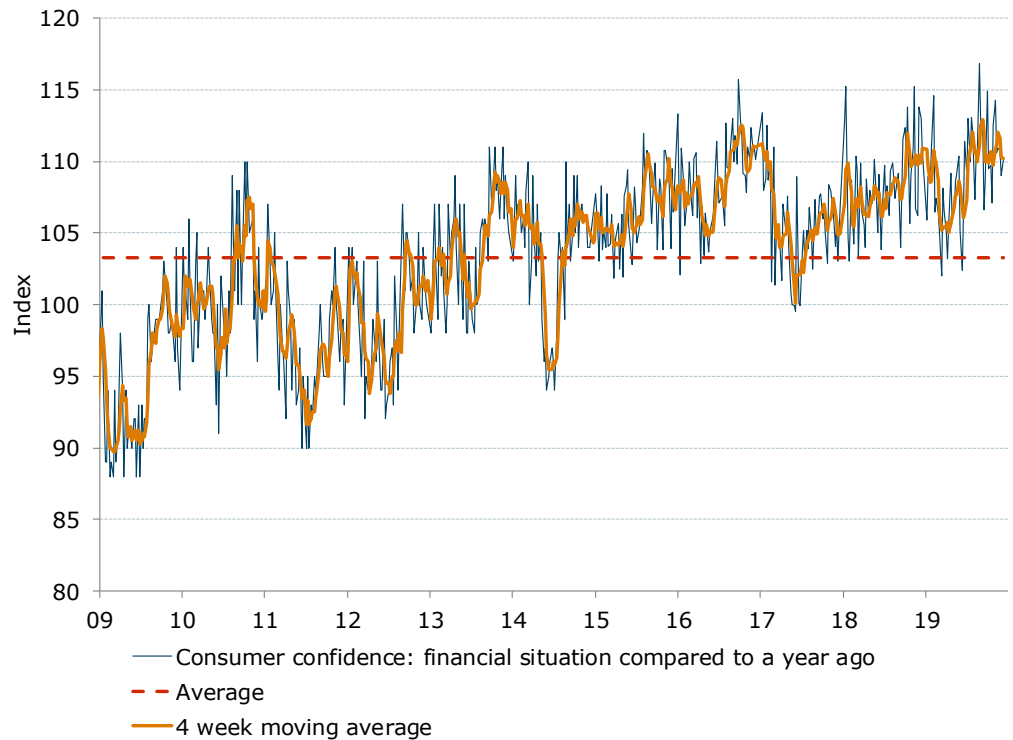
**Figure 1. The gap between financial and economic conditions narrows, ever so modestly**



Source: ANZ-Roy Morgan

Note: Financial conditions index is an average of 'financial situation compared to a year ago' and 'financial situation next year' sub-indices. Economic conditions index is an average of 'economic conditions in 12 months' and 'economic conditions in five years' sub-indices.

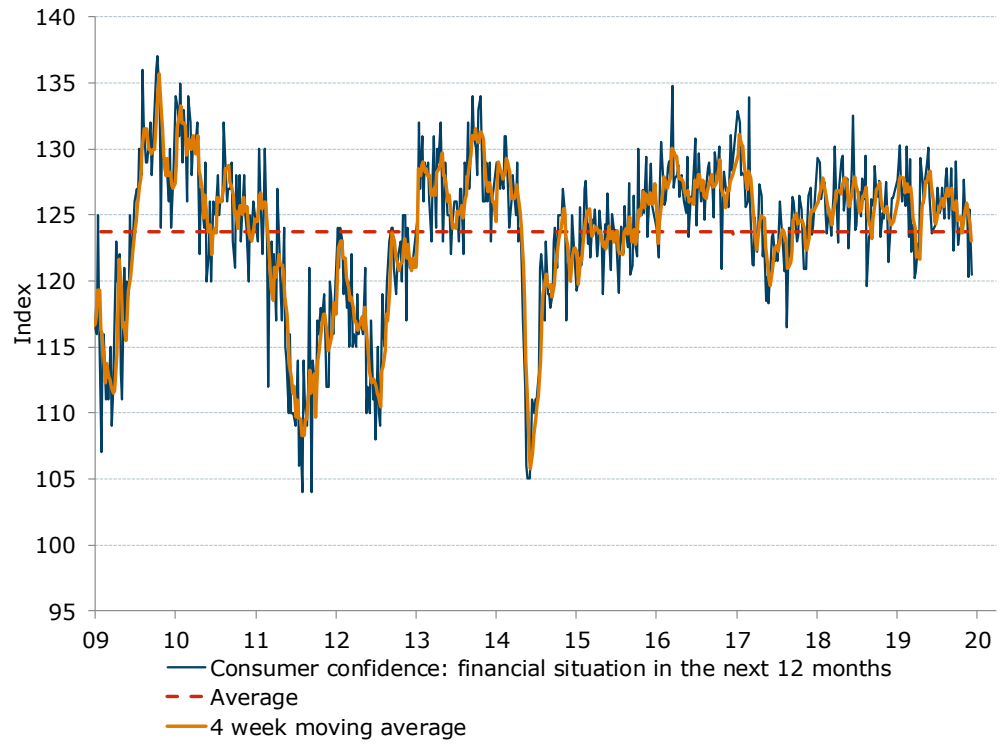
**Figure 2. 'Current finances' increases 1%**



Source: ANZ-Roy Morgan

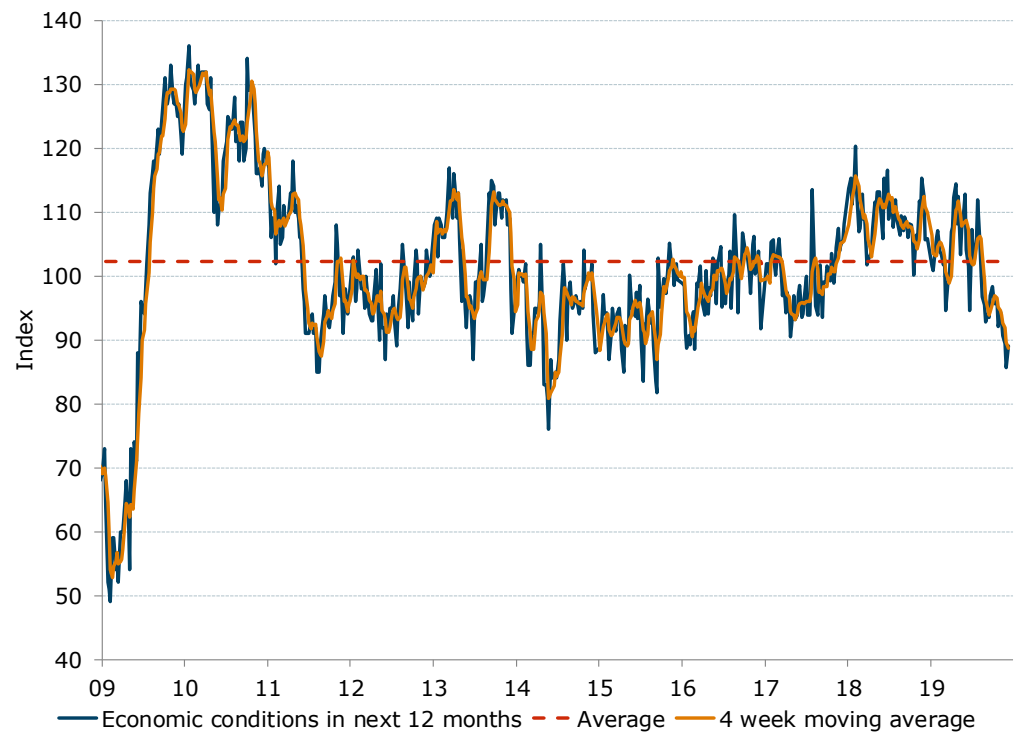


**Figure 3. 'Future financial conditions' down 3.9%**



Source: ANZ-Roy Morgan

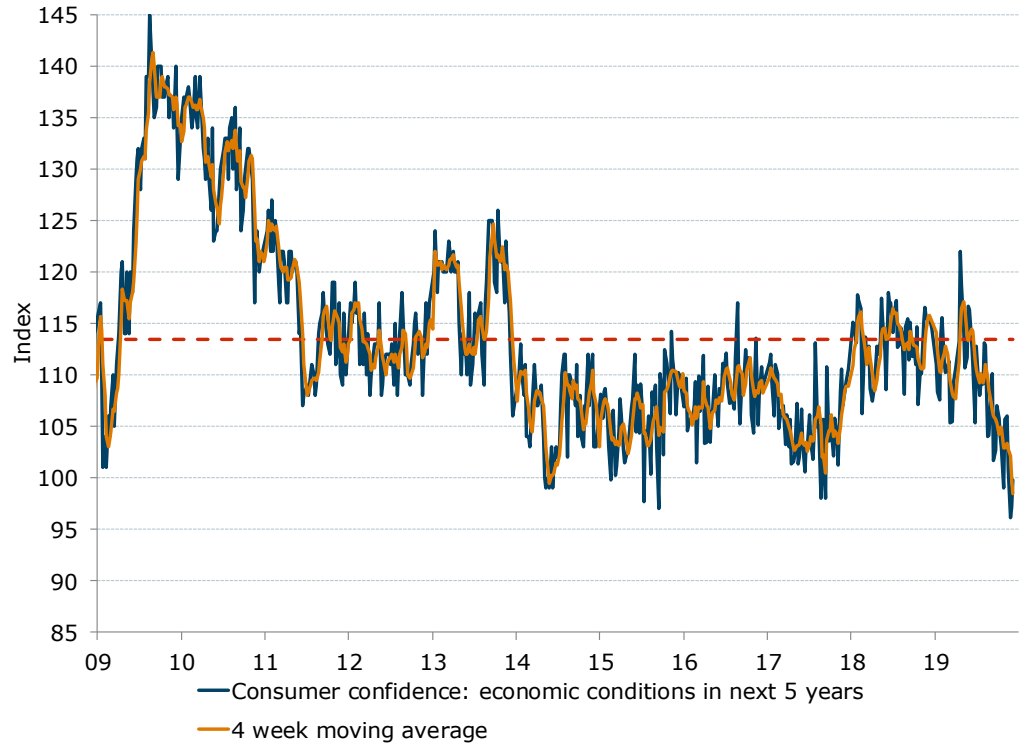
**Figure 4. 'Current economic conditions' halts decline, gains 3.9%**



Source: ANZ-Roy Morgan

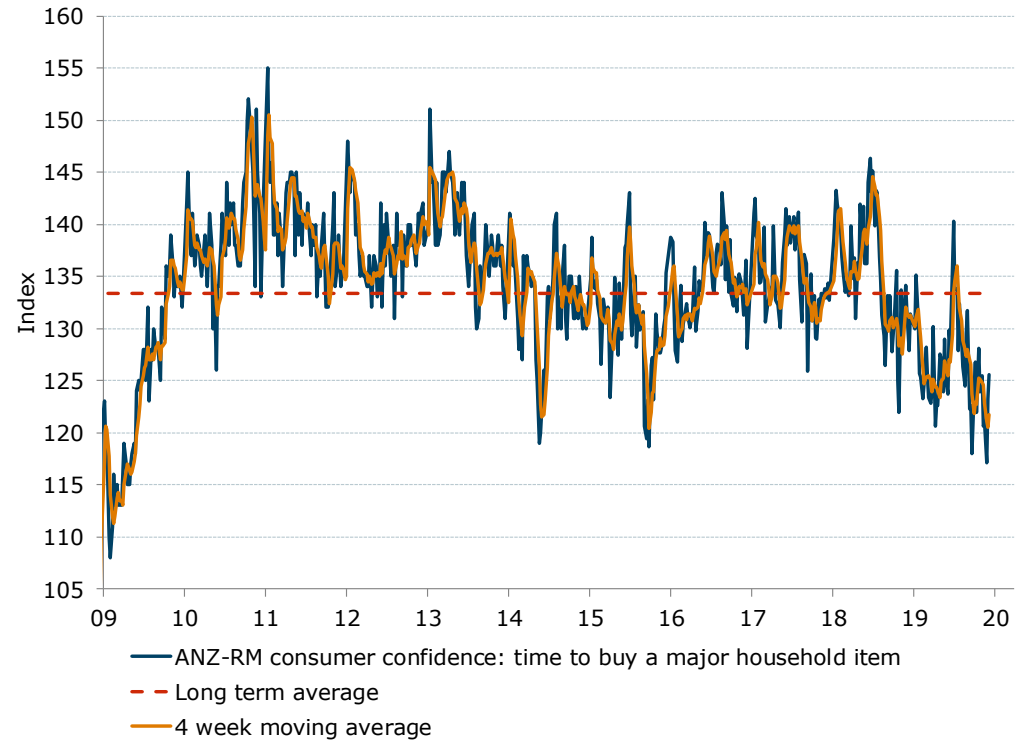


**Figure 5. 'Future economic conditions' rises 2.7%**



Source: ANZ-Roy Morgan

**Figure 6. 'Time to buy a household item' up 1.9%**

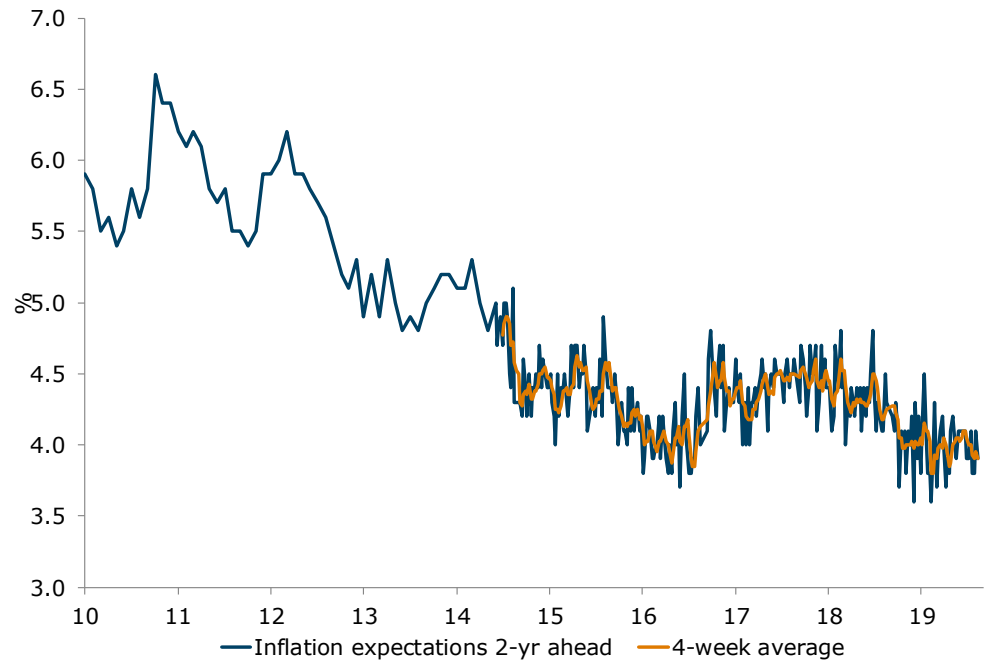


Source: ANZ-Roy Morgan



## Charts

**Figure 7. Four-week moving average 'inflation expectations' softens 0.1ppt to 3.9%**



\* Data from Oct-2014 is weekly.  
Data prior to that is monthly.

Source: ANZ-Roy Morgan



## Data table

**Table 1. ANZ-Roy Morgan Australian Consumer Confidence**

	Headline index		Subindices				Inflation Expectations	
	Last week	4-week moving average	1. Financial situation compared to a year ago	2. Financial situation next year	3. Economic conditions next year	4. Economic conditions next 5 years	5. Time to buy a major household item	6. Inflation expectations 2-year ahead (%)
<b>Avg since 2001</b>	116	-	102	124	105	114	135	-
<b>2010 avg</b>	124	-	101	127	124	130	139	5.7
<b>2011 avg</b>	114	-	97	117	101	116	140	6.0
<b>2012 avg</b>	113	-	99	118	97	113	138	5.8
<b>2013 avg</b>	119	-	104	128	106	118	139	5.0
<b>2014 avg</b>	111	-	104	121	94	106	132	4.9
<b>2015 avg</b>	112	-	107	124	94	106	131	4.4
<b>2016 avg</b>	115	-	109	127	99	108	134	4.1
<b>2017 avg</b>	114	-	105	124	100	105	135	4.4
<b>2018 avg</b>	119	-	108	126	109	113	135	4.4
<b>6-Jan-19</b>	115.2	117.6	106	128	102	111	130	4.2
<b>13-Jan-19</b>	116.8	116.9	109	130	101	108	135	4.1
<b>20-Jan-19</b>	115.7	116.4	109	127	104	108	131	4.3
<b>27-Jan-19</b>	116.5	116.1	111	126	106	114	126	4.1
<b>3-Feb-19</b>	118.1	116.8	115	128	107	116	125	3.7
<b>10-Feb-19</b>	114.1	116.1	107	126	104	111	123	4.1
<b>17-Feb-19</b>	115.2	116.0	107	130	104	110	125	4.0
<b>24-Feb-19</b>	114.1	115.4	106	123	102	111	128	4.1
<b>3-Mar-19</b>	114.8	114.6	105	129	103	111	126	3.8
<b>10-Mar-19</b>	109.5	113.4	102	122	95	105	123	4.1
<b>17-Mar-19</b>	111.9	112.6	108	124	99	106	123	4.0
<b>24-Mar-19</b>	111.8	112.0	107	120	99	109	124	4.2
<b>31-Mar-19</b>	114.7	112.0	105	121	107	111	130	3.6
<b>7-Apr-19</b>	113.2	112.9	103	123	108	112	121	4.3
<b>14-Apr-19</b>	115.3	113.8	105	123	112	113	123	3.9
<b>21-Apr-19</b>	119.5	115.7	109	129	114	122	123	4.2
<b>28-Apr-19</b>	117.6	116.4	106	127	108	119	128	3.8
<b>5-May-19</b>	117.3	117.4	107	126	113	115	127	4.1
<b>12-May-19</b>	114.8	117.3	109	128	103	111	124	4.5
<b>19-May-19</b>	117.2	116.7	109	129	107	112	129	4.0
<b>26-May-19</b>	118.6	117.0	110	130	111	117	125	3.8
<b>2-Jun-19</b>	116.9	116.9	105	126	113	116	124	3.8
<b>9-Jun-19</b>	114.6	116.8	102	124	104	113	130	3.6
<b>16-Jun-19</b>	114.2	116.1	106	124	102	111	128	4.0
<b>23-Jun-19</b>	114.3	115.0	111	124	95	105	136	4.3
<b>30-Jun-19</b>	118.9	115.5	109	126	107	113	140	3.7
<b>7-Jul-19</b>	117.6	116.3	113	127	103	111	134	3.9
<b>14-Jul-19</b>	115.9	116.7	110	125	102	108	134	4.1
<b>21-Jul-19</b>	116.3	117.2	113	126	106	109	128	4.2
<b>28-Jul-19</b>	118.5	117.1	112	127	112	109	132	4.0
<b>4-Aug-19</b>	115.8	116.6	107	125	105	113	129	3.7
<b>11-Aug-19</b>	115.5	116.5	110	128	101	113	126	3.9
<b>18-Aug-19</b>	112.8	115.7	110	129	97	104	125	3.8
<b>25-Aug-19</b>	114.1	114.6	117	125	95	104	130	4.1
<b>1-Sep-19</b>	114.4	114.2	113	126	93	108	132	4.2
<b>8-Sep-19</b>	113.3	113.7	112	129	94	110	122	4.0
<b>15-Sep-19</b>	109.3	112.8	107	122	94	102	123	3.9
<b>22-Sep-19</b>	110.1	111.8	109	124	97	103	118	4.1
<b>29-Sep-19</b>	114.7	111.9	115	129	98	107	124	4.1
<b>6-Oct-19</b>	112.3	111.6	110	123	97	106	127	4.1
<b>13-Oct-19</b>	110.9	112.0	110	124	96	104	122	4.1
<b>20-Oct-19</b>	111.6	112.4	107	124	96	103	128	4.1
<b>27-Oct-19</b>	110.4	111.3	113	125	92	99	124	3.9
<b>3-Nov-19</b>	113.5	111.6	114	128	95	106	126	3.9
<b>10-Nov-19</b>	111.1	111.7	111	126	93	106	121	4.1
<b>17-Nov-19</b>	109.9	111.2	111	126	91	101	121	3.8
<b>24-Nov-19</b>	106.8	110.3	111	120	89	96	117	3.8
<b>1-Dec-19</b>	108.1	109.0	109	125	86	97	123	4.1
<b>8-Dec-19</b>	109.0	108.5	110	121	89	100	126	3.9

Source: ANZ-Roy Morgan



## Important notice

---

[4 April 2019]

This publication is published by Australia and New Zealand Banking Group Limited ABN 11 005 357 522 ("ANZBGL") in Australia. This publication is intended as thought-leadership material. It is not published with the intention of providing any direct or indirect recommendations relating to any financial product, asset class or trading strategy.

The information in this publication is not intended to influence any person to make a decision in relation to a financial product or class of financial products. It is general in nature and does not take account of the circumstances of any individual or class of individuals. Nothing in this publication constitutes a recommendation, solicitation or offer by ANZBGL or its branches or subsidiaries (collectively "ANZ") to you to acquire a product or service, or an offer by ANZ to provide you with other products or services. All information contained in this publication is based on information available at the time of publication. While this publication has been prepared in good faith, no representation, warranty, assurance or undertaking is or will be made, and no responsibility or liability is or will be accepted by ANZ in relation to the accuracy or completeness of this publication or the use of information contained in this publication. ANZ does not provide any financial, investment, legal or taxation advice in connection with this publication.